

The School Board of Broward County, Florida
Procurement & Warehousing Services

| | | | |
|--------------|--------------------------|--------------------------------|---------------------------------|
| ITB No.: | <u>15-087T</u> | Tentative Board Meeting Date*: | <u>APRIL 21, 2015</u> |
| Description: | <u>REFUSE SERVICES</u> | Notified: | <u>206</u> Downloaded <u>10</u> |
| | <u>TERM CONTRACT</u> | ITB Rec'd: | <u>8</u> No Bids: <u>0</u> |
| For: | <u>VARIOUS LOCATIONS</u> | ITB Opening: | <u>DECEMBER 30 2014</u> |
| Fund: | <u>VARIOUS FUNDS</u> | Advertised Date: | <u>DECEMBER 4 2014</u> |
| | | Award Amount: | <u>\$1,515,000.00</u> |

POSTING OF ITB RECOMMENDATION/TABULATION: ITB Recommendations and Tabulations will be posted in Procurement & Warehousing Services and www.Demandstar.com on **JANUARY 8TH, 2015**, and will remain posted for 72 hours. Any person who is adversely affected by the decision or intended decision shall file a notice of protest, in writing, within 72 hours after the posting of the notice of decision or intended decision. The formal written protest shall be filed within ten (10) days after the date the notice of protest is filed. Failure to file a notice of protest or failure to file a formal written protest shall constitute a waiver of proceedings under this chapter. Section 120.57(3)(b), Florida Statutes, states that "The formal written protest shall state with particularity the facts and law upon which the protest is based." Saturdays, Sundays, state holidays and days during which the school district administration is closed shall be excluded in the computation of the 72-hour time period provided. Filings shall be at the office of the Director of Procurement & Warehousing Services, 7720 West Oakland Park Boulevard, Suite 323, Sunrise, Florida 33351. Any person who files an action protesting an intended decision shall post with the School Board, at the time of filing the formal written protest, a bond, payable to The School Board of Broward County, Florida, (SBBC), in an amount equal to one percent (1%) of the estimated value of the contract. Failure to post the bond required by SBBC Policy 3320, Part VIII, Purchasing Policies, Section N, within the time allowed for filing a bond shall constitute a waiver of the right to protest.

(*) The Cone of Silence, as stated in the ITB, is in effect until this bid is approved by SBBC. The School Board meeting date stated above is a tentative date. Confirm with the Purchasing Agent of record for the actual date the Cone of Silence has concluded.

REVISED RECOMMENDATION/TABULATION

AWARDEE

ITEM (S) AWARDED

PROGRESSIVE WASTE SOLUTIONS OF FL, INC.

PRIMARY AWARDEE: ITEMS 1 THROUGH 60

REPUBLIC SERVICES OF FLORIDA, LIMITED PARTNERSHIP

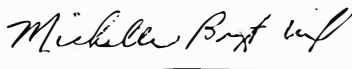
1ST ALTERNATE AWARDEE: ITEMS 1 THROUGH 60

WASTE MANAGEMENT INC. OF FLORIDA

2ND ALTERNATE AWARDEE: ITEMS 1 THROUGH 60

IN ORDER TO MEET THE NEEDS OF THE SCHOOL SYSTEM AND IN THE BEST INTEREST OF THE SCHOOL BOARD, THE ABOVE ITEMS ARE RECOMMENDED TO BE AWARDED TO THE BIDDERS LISTED. THE LOW BIDDER WILL BE THE SCHOOL BOARD'S PRIMARY AWARDEE. IF THE LOW BIDDER IS UNABLE TO MEET THE BID REQUIREMENTS, THEN THE NEXT BIDDER WILL BE UTILIZED.

CONTRACT PERIOD: APRIL 22, 2015 THROUGH APRIL 30, 2018.

By:  Date: 02/23/15
(Purchasing Agent)

The School Board of Broward County, Florida, prohibits any policy or procedure which results in discrimination on the basis of age, color, disability, gender expression, national origin, marital status, race, religion, sex or sexual orientation. Individuals who wish to file a discrimination complaint, may call the Executive Director, Benefits & EEO Compliance at 754-321-2150 or Teletype Machine (TTY) at 754-321-2158.

Individuals with disabilities requesting accommodations under the Americans with Disabilities Act (ADA) may call the Equal Educational Opportunities (EEO) at 754-321-2150 or Teletype Machine (TTY) at 754-321-2158.

Bid No.: 15-087T

Bid Title: Refuse Services Re-Bid

Bid Opened: 12/30/2014

Buyer/Purchasing Agent: Kay Lloyd, C.P.M.

| Location Group 1 | THE SCHOOL BOARD OF BROWARD COUNTY, FLORIDA BID TABULATION SHEET | | | | Great Waste & Recycling | | | | A.J. Panzarella, LLC | | | | Progressive Waste | | | |
|-------------------------|---|-------------------|----------------|-------------------|-------------------------|-----------------------|--------------------|----------------|----------------------|-----------------------|--------------------|----------------|-------------------|-----------------------|--------------------|----------------|
| | Item | No. of Containers | Size (Cu. Yd.) | Pick-ups Per Week | Monthly Cost | Monthly Franchise Fee | Total Monthly Cost | Bid Item Total | Monthly Cost | Monthly Franchise Fee | Total Monthly Cost | Bid Item Total | Monthly Cost | Monthly Franchise Fee | Total Monthly Cost | Bid Item Total |
| Apollo Middle | A. | 1 | 2** | 5 | \$ 205.67 | \$ 41.13 | \$ 246.80 | | \$ 379.31 | \$ 75.86 | \$ 455.17 | | \$ 141.16 | \$ 28.23 | \$ 169.39 | |
| | B. | 1 | 8 | 5 | \$ 822.70 | \$ 164.54 | \$ 987.24 | | \$ 725.71 | \$ 145.14 | \$ 870.85 | | \$ 564.63 | \$ 112.93 | \$ 677.56 | |
| | | | | | | | | \$ 1,234.04 | | | | \$ 1,326.02 | | | | \$ 846.95 |
| Attucks Middle | A. | 1 | 8 | 5 | \$ 822.70 | \$ 164.54 | \$ 987.24 | | \$ 725.71 | \$ 145.14 | \$ 870.85 | | \$ 564.63 | \$ 112.93 | \$ 677.56 | |
| | B. | 1 | 2** | 5 | \$ 205.67 | \$ 41.13 | \$ 246.80 | | \$ 379.31 | \$ 75.86 | \$ 455.17 | | \$ 141.16 | \$ 28.23 | \$ 169.39 | |
| | | | | | | | | \$ 1,234.04 | | | | \$ 1,326.02 | | | | \$ 846.95 |
| Beachside Montessori | A. | 1 | 2** | 5 | \$ 205.67 | \$ 41.13 | \$ 246.80 | | \$ 379.31 | \$ 75.86 | \$ 455.17 | | \$ 141.16 | \$ 28.23 | \$ 169.39 | |
| | B. | 1 | 4 | 5 | \$ 411.35 | \$ 82.27 | \$ 493.62 | | \$ 362.85 | \$ 72.57 | \$ 435.42 | | \$ 282.32 | \$ 56.46 | \$ 338.78 | |
| | | | | | | | | \$ 740.42 | | | | \$ 890.59 | | | | \$ 508.17 |
| Betune Elem. | A. | 1 | 2** | 5 | \$ 205.67 | \$ 41.13 | \$ 246.80 | | \$ 379.31 | \$ 75.86 | \$ 455.17 | | \$ 141.16 | \$ 28.23 | \$ 169.39 | |
| | B. | 1 | 2 | 3 | \$ 124.00 | \$ 24.80 | \$ 148.80 | | \$ 108.86 | \$ 21.77 | \$ 130.63 | | \$ 84.69 | \$ 16.94 | \$ 101.63 | |
| | C. | 1 | 4 | 5 | \$ 411.35 | \$ 82.27 | \$ 493.62 | | \$ 362.85 | \$ 72.57 | \$ 435.42 | | \$ 282.32 | \$ 56.46 | \$ 338.78 | |
| | | | | | | | \$ 889.22 | | | | \$ 1,021.22 | | | | \$ 609.80 | |
| Boulevard Heights Elem. | A. | 1 | 8 | 5 | \$ 822.70 | \$ 164.54 | \$ 987.24 | | \$ 725.71 | \$ 145.14 | \$ 870.85 | | \$ 564.63 | \$ 112.93 | \$ 677.56 | |
| | B. | 1 | 2** | 5 | \$ 205.67 | \$ 41.13 | \$ 246.80 | | \$ 379.31 | \$ 75.86 | \$ 455.17 | | \$ 141.16 | \$ 28.23 | \$ 169.39 | |
| | | | | | | | | \$ 1,234.04 | | | | \$ 1,326.02 | | | | \$ 846.95 |
| Colbert Elem. | A. | 1 | 2** | 5 | \$ 205.67 | \$ 41.13 | \$ 246.80 | | \$ 379.31 | \$ 75.86 | \$ 455.17 | | \$ 141.16 | \$ 28.23 | \$ 169.39 | |
| | B. | 1 | 4 | 5 | \$ 411.35 | \$ 82.27 | \$ 493.62 | | \$ 362.85 | \$ 72.57 | \$ 435.42 | | \$ 282.32 | \$ 56.46 | \$ 338.78 | |
| | | | | | | | | \$ 740.42 | | | | \$ 890.59 | | | | \$ 508.17 |
| Driftwood Middle | A. | 1 | 3** | 5 | \$ 308.51 | \$ 41.70 | \$ 350.21 | | \$ 568.96 | \$ 113.79 | \$ 682.75 | | \$ 211.74 | \$ 42.35 | \$ 254.09 | |
| | B. | 1 | 4 | 5 | \$ 411.35 | \$ 82.27 | \$ 493.62 | | \$ 362.85 | \$ 72.57 | \$ 435.42 | | \$ 282.32 | \$ 56.46 | \$ 338.78 | |
| | C. | 1 | 6 | 5 | \$ 617.02 | \$ 123.40 | \$ 740.42 | | \$ 544.28 | \$ 108.86 | \$ 653.14 | | \$ 423.47 | \$ 84.69 | \$ 508.16 | |
| | D. | 1 | 4 | 5 | \$ 411.35 | \$ 82.27 | \$ 493.62 | | \$ 362.85 | \$ 72.57 | \$ 435.42 | | \$ 282.32 | \$ 56.46 | \$ 338.78 | |
| | | | | | | | \$ 2,077.87 | | | | \$ 2,206.73 | | | | \$ 1,439.81 | |
| Hollywood Central Elem. | A. | 1 | 6 | 5 | \$ 617.02 | \$ 123.40 | \$ 740.42 | | \$ 544.28 | \$ 108.86 | \$ 653.14 | | \$ 423.47 | \$ 84.69 | \$ 508.16 | |
| | B. | 1 | 2** | 5 | \$ 205.67 | \$ 41.13 | \$ 246.80 | | \$ 379.31 | \$ 75.86 | \$ 455.17 | | \$ 141.16 | \$ 28.23 | \$ 169.39 | |
| | | | | | | | | \$ 987.22 | | | | \$ 1,108.31 | | | | \$ 677.55 |
| Hollywood | A. | 1 | 6 | 5 | \$ 617.02 | \$ 123.40 | \$ 740.42 | | \$ 544.28 | \$ 108.86 | \$ 653.14 | | \$ 423.47 | \$ 84.69 | \$ 508.16 | |

- Compacted Waste
- ** Somat Waste
- *** Combination of compacted and non-compacted waste

Bid No.: 15-087T

Bid Title: Refuse Services Re-Bid

Bid Opened: 12/30/2014

Buyer/Purchasing Agent: Kay Lloyd, C.P.M.

| Location Group 1 | THE SCHOOL BOARD OF BROWARD COUNTY, FLORIDA BID TABULATION SHEET | | | | Republic Services of Florida, Limited Partnership | | | | Southern Waste | | | | Sunshine Recycling | | | |
|-------------------------|---|-------------------|----------------|-------------------|---|-----------------------|--------------------|----------------|----------------|-----------------------|--------------------|----------------|--------------------|-----------------------|--------------------|----------------|
| | Item | No. of Containers | Size (Cu. Yd.) | Pick-ups Per Week | Monthly Cost | Monthly Franchise Fee | Total Monthly Cost | Bid Item Total | Monthly Cost | Monthly Franchise Fee | Total Monthly Cost | Bid Item Total | Monthly Cost | Monthly Franchise Fee | Total Monthly Cost | Bid Item Total |
| Apollo Middle | A. | 1 | 2** | 5 | \$ 155.88 | \$ 31.18 | \$ 187.06 | | \$ 191.38 | \$ 38.27 | \$ 229.65 | | \$ 690.28 | \$ 138.06 | \$ 828.34 | |
| | B. | 1 | 8 | 5 | \$ 623.52 | \$ 124.70 | \$ 748.22 | | \$ 765.54 | \$ 153.10 | \$ 918.64 | | \$ 1,362.78 | \$ 272.56 | \$ 1,635.34 | |
| | | | | | | | | \$ 935.28 | | | | \$ 1,148.29 | | | | \$ 2,463.68 |
| Attucks Middle | A. | 1 | 8 | 5 | \$ 623.52 | \$ 124.70 | \$ 748.22 | | \$ 765.54 | \$ 153.10 | \$ 918.64 | | \$ 1,362.78 | \$ 272.56 | \$ 1,635.34 | |
| | B. | 1 | 2** | 5 | \$ 155.88 | \$ 31.18 | \$ 187.06 | | \$ 191.38 | \$ 38.27 | \$ 229.65 | | \$ 690.28 | \$ 138.06 | \$ 828.34 | |
| | | | | | | | | \$ 935.28 | | | | \$ 1,148.29 | | | | \$ 2,463.68 |
| Beachside Montessori | A. | 1 | 2** | 5 | \$ 155.88 | \$ 31.18 | \$ 187.06 | | \$ 191.38 | \$ 38.27 | \$ 229.65 | | \$ 690.28 | \$ 138.06 | \$ 828.34 | |
| | B. | 1 | 4 | 5 | \$ 311.76 | \$ 62.35 | \$ 374.11 | | \$ 382.79 | \$ 76.55 | \$ 459.34 | | \$ 783.65 | \$ 156.73 | \$ 940.38 | |
| | | | | | | | | \$ 561.17 | | | | \$ 688.99 | | | | \$ 1,768.72 |
| Betune Elem. | A. | 1 | 2** | 5 | \$ 155.88 | \$ 31.18 | \$ 187.06 | | \$ 191.38 | \$ 38.27 | \$ 229.65 | | \$ 690.28 | \$ 138.06 | \$ 828.34 | |
| | B. | 1 | 2 | 3 | \$ 93.53 | \$ 18.71 | \$ 112.24 | | \$ 114.83 | \$ 22.96 | \$ 137.79 | | \$ 304.64 | \$ 60.93 | \$ 365.57 | |
| | C. | 1 | 4 | 5 | \$ 311.76 | \$ 62.35 | \$ 374.11 | | \$ 382.79 | \$ 76.55 | \$ 459.34 | | \$ 783.65 | \$ 156.73 | \$ 940.38 | |
| | | | | | | | \$ 673.41 | | | | \$ 826.78 | | | | \$ 2,134.29 | |
| Boulevard Heights Elem. | A. | 1 | 8 | 5 | \$ 623.52 | \$ 124.70 | \$ 748.22 | | \$ 765.54 | \$ 133.10 | \$ 898.64 | | \$ 1,362.78 | \$ 272.56 | \$ 1,635.34 | |
| | B. | 1 | 2** | 5 | \$ 155.88 | \$ 31.18 | \$ 187.06 | | \$ 191.38 | \$ 38.27 | \$ 229.65 | | \$ 690.28 | \$ 138.06 | \$ 828.34 | |
| | | | | | | | | \$ 935.28 | | | | \$ 1,128.29 | | | | \$ 2,463.68 |
| Colbert Elem. | A. | 1 | 2** | 5 | \$ 155.88 | \$ 31.18 | \$ 187.06 | | \$ 191.38 | \$ 38.27 | \$ 229.65 | | \$ 690.28 | \$ 138.06 | \$ 828.34 | |
| | B. | 1 | 4 | 5 | \$ 311.76 | \$ 62.35 | \$ 374.11 | | \$ 382.79 | \$ 76.55 | \$ 459.34 | | \$ 783.65 | \$ 156.73 | \$ 940.38 | |
| | | | | | | | | \$ 561.17 | | | | \$ 688.99 | | | | \$ 1,768.72 |
| Driftwood Middle | A. | 1 | 3** | 5 | \$ 233.82 | \$ 46.76 | \$ 280.58 | | \$ 281.07 | \$ 57.41 | \$ 338.48 | | \$ 919.41 | \$ 183.88 | \$ 1,103.29 | |
| | B. | 1 | 4 | 5 | \$ 311.76 | \$ 62.35 | \$ 374.11 | | \$ 382.79 | \$ 76.55 | \$ 459.34 | | \$ 783.65 | \$ 156.73 | \$ 940.38 | |
| | C. | 1 | 6 | 5 | \$ 467.64 | \$ 93.53 | \$ 561.17 | | \$ 574.15 | \$ 114.83 | \$ 688.98 | | \$ 1,073.21 | \$ 214.64 | \$ 1,287.85 | |
| | D. | 1 | 4 | 5 | \$ 311.76 | \$ 62.35 | \$ 374.11 | | \$ 382.77 | \$ 76.55 | \$ 459.32 | | \$ 783.65 | \$ 156.73 | \$ 940.38 | |
| | | | | | | | \$ 1,589.97 | | | | \$ 1,946.12 | | | | \$ 4,271.90 | |
| Hollywood Central Elem. | A. | 1 | 6 | 5 | \$ 467.64 | \$ 93.53 | \$ 561.17 | | \$ 574.15 | \$ 114.83 | \$ 688.98 | | \$ 1,073.21 | \$ 214.64 | \$ 1,287.85 | |
| | B. | 1 | 2** | 5 | \$ 155.88 | \$ 31.18 | \$ 187.06 | | \$ 191.38 | \$ 38.27 | \$ 229.65 | | \$ 690.28 | \$ 138.06 | \$ 828.34 | |
| | | | | | | | | \$ 748.23 | | | | \$ 918.63 | | | | \$ 2,116.19 |
| Hollywood | A. | 1 | 6 | \$ 467.64 | \$ 93.53 | \$ 561.17 | | \$ 574.15 | \$ 114.83 | \$ 688.98 | | \$ 1,073.21 | \$ 214.64 | \$ 1,287.85 | | |

- * Compacted Waste
- ** Somat Waste
- *** Combination of compacted and non-compacted waste

Bid No.: 15-087T

Bid Title: Refuse Services Re-Bid

Bid Opened: 12/30/2014

Buyer/Purchasing Agent: Kay Lloyd, C.P.M.

| Location Group 1 | THE SCHOOL BOARD OF BROWARD COUNTY, FLORIDA BID TABULATION SHEET | | | | Waste Management, Inc. | | | | Waste Pro of Florida | | | |
|-------------------------|---|-------------------|----------------|-------------------|------------------------|-----------------------|--------------------|----------------|----------------------|-----------------------|--------------------|----------------|
| | Item | No. of Containers | Size (Cu. Yd.) | Pick-ups Per Week | Monthly Cost | Monthly Franchise Fee | Total Monthly Cost | Bid Item Total | Monthly Cost | Monthly Franchise Fee | Total Monthly Cost | Bid Item Total |
| Apollo Middle | A. | 1 | 2** | 5 | \$ 238.47 | \$ 47.69 | \$ 286.16 | | \$ 264.13 | \$ 52.83 | \$ 316.96 | |
| | B. | 1 | 8 | 5 | \$ 567.79 | \$ 113.56 | \$ 681.35 | | \$ 950.87 | \$ 190.17 | \$ 1,141.04 | |
| | | | | | | | | \$ 967.51 | | | | \$ 1,458.00 |
| Attucks Middle | A. | 1 | 8 | 5 | \$ 1,366.48 | \$ 273.30 | \$ 1,639.78 | | \$ 950.87 | \$ 190.17 | \$ 1,141.04 | |
| | B. | 1 | 2** | 5 | \$ 238.47 | \$ 47.69 | \$ 286.16 | | \$ 264.13 | \$ 52.83 | \$ 316.96 | |
| | | | | | | | | \$ 1,925.94 | | | | \$ 1,458.00 |
| Beachside Montessori | A. | 1 | 2** | 5 | \$ 238.47 | \$ 47.69 | \$ 286.16 | | \$ 264.13 | \$ 52.83 | \$ 316.96 | |
| | B. | 1 | 4 | 5 | \$ 283.89 | \$ 56.78 | \$ 340.67 | | \$ 475.43 | \$ 95.09 | \$ 570.52 | |
| | | | | | | | | \$ 626.83 | | | | \$ 887.48 |
| Befune Elem. | A. | 1 | 2** | 5 | \$ 238.47 | \$ 47.69 | \$ 286.16 | | \$ 264.13 | \$ 52.83 | \$ 316.96 | |
| | B. | 1 | 2 | 3 | \$ 85.17 | \$ 17.03 | \$ 102.20 | | \$ 142.63 | \$ 28.53 | \$ 171.16 | |
| | C. | 1 | 4 | 5 | \$ 283.89 | \$ 56.78 | \$ 340.67 | | \$ 475.43 | \$ 95.09 | \$ 570.52 | |
| | | | | | | | | \$ 729.03 | | | | \$ 1,058.64 |
| Boulevard Heights Elem. | A. | 1 | 8 | 5 | \$ 567.79 | \$ 113.56 | \$ 681.35 | | \$ 950.87 | \$ 190.17 | \$ 1,141.04 | |
| | B. | 1 | 2** | 5 | \$ 238.47 | \$ 47.69 | \$ 286.16 | | \$ 264.13 | \$ 52.83 | \$ 316.96 | |
| | | | | | | | | \$ 967.51 | | | | \$ 1,458.00 |
| Colbert Elem. | A. | 1 | 2** | 5 | \$ 238.47 | \$ 47.69 | \$ 286.16 | | \$ 264.13 | \$ 52.83 | \$ 316.96 | |
| | B. | 1 | 4 | 5 | \$ 283.89 | \$ 56.78 | \$ 340.67 | | \$ 475.43 | \$ 95.09 | \$ 570.52 | |
| | | | | | | | | \$ 626.83 | | | | \$ 887.48 |
| Driftwood Middle | A. | 1 | 3** | 5 | \$ 357.71 | \$ 71.54 | \$ 429.25 | | \$ 396.20 | \$ 79.24 | \$ 475.44 | |
| | B. | 1 | 4 | 5 | \$ 283.89 | \$ 56.78 | \$ 340.67 | | \$ 475.43 | \$ 95.09 | \$ 570.52 | |
| | C. | 1 | 6 | 5 | \$ 425.84 | \$ 85.17 | \$ 511.01 | | \$ 713.15 | \$ 142.63 | \$ 855.78 | |
| | D. | 1 | 4 | 5 | \$ 283.89 | \$ 56.78 | \$ 340.67 | | \$ 475.43 | \$ 95.09 | \$ 570.52 | |
| | | | | | | | | \$ 1,621.60 | | | | \$ 2,472.26 |
| Hollywood Central Elem. | A. | 1 | 6 | 5 | \$ 425.84 | \$ 85.17 | \$ 511.01 | | \$ 713.15 | \$ 142.63 | \$ 855.78 | |
| | B. | 1 | 2** | 5 | \$ 238.47 | \$ 47.69 | \$ 286.16 | | \$ 264.13 | \$ 52.83 | \$ 316.96 | |
| | | | | | | | | \$ 797.17 | | | | \$ 1,172.74 |
| Hollywood | A. | 1 | 6 | 5 | \$ 425.84 | \$ 85.17 | \$ 511.01 | | \$ 713.15 | \$ 142.63 | \$ 855.78 | |

* Compacted Waste
 ** Somat Waste
 *** Combination of compacted and non-compacted waste

Bid No.: 15-087T

Bid Title: Refuse Services Re-Bid

Bid Opened: 12/30/2014

Buyer/Purchasing Agent: Kay Lloyd, C.P.M.

| Location Group 1 | THE SCHOOL BOARD OF BROWARD COUNTY, FLORIDA BID TABULATION SHEET | | | | Great Waste & Recycling | | | | A.J. Panzarella, LLC | | | | Progressive Waste | | | |
|-----------------------|---|-------------------|----------------|-------------------|-------------------------|-----------------------|--------------------|----------------|----------------------|-----------------------|--------------------|----------------|-------------------|-----------------------|--------------------|----------------|
| | Item | No. of Containers | Size (Cu. Yd.) | Pick-ups Per Week | Monthly Cost | Monthly Franchise Fee | Total Monthly Cost | Bid Item Total | Monthly Cost | Monthly Franchise Fee | Total Monthly Cost | Bid Item Total | Monthly Cost | Monthly Franchise Fee | Total Monthly Cost | Bid Item Total |
| Hollywood Hills Elem. | B. | 1 | 2** | 5 | \$ 205.67 | \$ 41.13 | \$ 246.80 | | \$ 379.31 | \$ 75.86 | \$ 455.17 | | \$ 141.16 | \$ 28.23 | \$ 169.39 | |
| | | | | | | | | \$ 987.22 | | | | \$ 1,108.31 | | | | \$ 677.55 |
| Hollywood Hills High | A. | 1 | 8 | 5 | \$ 822.70 | \$ 164.54 | \$ 987.24 | | \$ 725.71 | \$ 145.14 | \$ 870.85 | | \$ 564.63 | \$ 112.43 | \$ 677.06 | |
| | B. | 1 | 4 | 5 | \$ 411.35 | \$ 82.27 | \$ 493.62 | | \$ 362.85 | \$ 72.57 | \$ 435.42 | | \$ 282.32 | \$ 56.46 | \$ 338.78 | |
| | C. | 1 | 8 | 5 | \$ 822.70 | \$ 164.54 | \$ 987.24 | | \$ 725.71 | \$ 145.14 | \$ 870.85 | | \$ 564.63 | \$ 112.93 | \$ 677.56 | |
| | | | | | | | | \$ 2,468.10 | | | | \$ 2,177.12 | | | | \$ 1,693.40 |
| Hollywood Park Elem. | A. | 1 | 2** | 5 | \$ 205.67 | \$ 41.13 | \$ 246.80 | | \$ 379.31 | \$ 75.86 | \$ 455.17 | | \$ 141.16 | \$ 28.23 | \$ 169.39 | |
| | B. | 1 | 4 | 5 | \$ 411.35 | \$ 82.27 | \$ 493.62 | | \$ 362.85 | \$ 72.57 | \$ 435.42 | | \$ 282.32 | \$ 56.46 | \$ 338.78 | |
| | | | | | | | | \$ 740.42 | | | | \$ 890.59 | | | | \$ 508.17 |
| McArthur High School | A. | 1 | 2** | 5 | \$ 205.67 | \$ 41.13 | \$ 246.80 | | \$ 379.31 | \$ 75.86 | \$ 455.17 | | \$ 141.16 | \$ 28.23 | \$ 169.39 | |
| | B. | 1 | 6 | 5 | \$ 617.02 | \$ 123.40 | \$ 740.42 | | \$ 544.28 | \$ 108.86 | \$ 653.14 | | \$ 423.47 | \$ 84.69 | \$ 508.16 | |
| | C. | 1 | 6 | 5 | \$ 617.02 | \$ 123.40 | \$ 740.42 | | \$ 544.28 | \$ 108.86 | \$ 653.14 | | \$ 423.47 | \$ 84.69 | \$ 508.16 | |
| | D. | 1 | 4 | 3 | \$ 246.81 | \$ 49.36 | \$ 296.17 | | \$ 217.71 | \$ 43.54 | \$ 261.25 | | \$ 169.39 | \$ 33.88 | \$ 203.27 | |
| | | | | | | | | \$ 2,023.81 | | | | \$ 2,022.70 | | | | \$ 1,388.98 |
| McNicol Middle | A. | 1 | 6 | 5 | \$ 617.02 | \$ 123.40 | \$ 740.42 | | \$ 544.28 | \$ 108.86 | \$ 653.14 | | \$ 423.47 | \$ 84.69 | \$ 508.16 | |
| | B. | 1 | 2** | 5 | \$ 205.67 | \$ 41.13 | \$ 246.80 | | \$ 379.31 | \$ 75.86 | \$ 455.17 | | \$ 141.16 | \$ 28.23 | \$ 169.39 | |
| | | | | | | | | \$ 987.22 | | | | \$ 1,108.31 | | | | \$ 677.55 |
| Oakridge Elementary | A. | 1 | 6*** | 5 | \$ 617.02 | \$ 123.40 | \$ 740.42 | | \$ 688.47 | \$ 137.69 | \$ 826.16 | | \$ 423.47 | \$ 84.69 | \$ 508.16 | |
| | B. | 1 | 2* | 5 | \$ 205.67 | \$ 41.13 | \$ 246.80 | | \$ 379.31 | \$ 75.86 | \$ 455.17 | | \$ 141.16 | \$ 28.23 | \$ 169.39 | |
| | | | | | | | | \$ 987.22 | | | | \$ 1,281.33 | | | | \$ 677.55 |

- * Compacted Waste
- ** Somat Waste
- *** Combination of compacted and non-compacted waste

Bid No.: 15-087T

Bid Title: Refuse Services Re-Bid

Bid Opened: 12/30/2014

Buyer/Purchasing Agent: Kay Lloyd, C.P.M.

| Location Group 1 | THE SCHOOL BOARD OF BROWARD COUNTY, FLORIDA BID TABULATION SHEET | | | | Republic Services of Florida, Limited Partnership | | | | Southern Waste | | | | Sunshine Recycling | | | |
|-----------------------|--|----------------------|-------------------|----------------------|---|-----------------------------|-----------------------|----------------|----------------|-----------------------------|-----------------------|----------------|--------------------|-----------------------------|-----------------------|----------------|
| | Item | No. of Containers | Size (Cu. Yd.) | Pick-ups Per Week | Monthly Cost | Monthly Franchise Fee | Total Monthly Cost | Bid Item Total | Monthly Cost | Monthly Franchise Fee | Total Monthly Cost | Bid Item Total | Monthly Cost | Monthly Franchise Fee | Total Monthly Cost | Bid Item Total |
| Hollywood Hills Elem. | B. | 1 | 2** | 5 | \$ 155.88 | \$ 31.18 | \$ 187.06 | | \$ 191.38 | \$ 38.27 | \$ 229.65 | | \$ 690.28 | \$ 138.06 | \$ 828.34 | |
| | | | | | | | \$ 748.23 | | | | \$ 918.63 | | | | \$ 2,116.19 | |
| Hollywood Hills High | A. | 1 | 8 | 5 | \$ 623.52 | \$ 124.70 | \$ 748.22 | | \$ 765.54 | \$ 153.10 | \$ 918.64 | | \$ 1,362.78 | \$ 272.56 | \$ 1,635.34 | |
| | B. | 1 | 4 | 5 | \$ 311.76 | \$ 62.35 | \$ 374.11 | | \$ 382.79 | \$ 76.55 | \$ 459.34 | | \$ 783.65 | \$ 156.73 | \$ 940.38 | |
| | C. | 1 | 8 | 5 | \$ 623.52 | \$ 124.70 | \$ 748.22 | | \$ 765.54 | \$ 153.10 | \$ 918.64 | | \$ 1,362.78 | \$ 272.56 | \$ 1,635.34 | |
| | | | | | | | \$ 1,870.55 | | | | \$ 2,296.62 | | | | \$ 4,211.06 | |
| Hollywood Park Elem. | A. | 1 | 2** | 5 | \$ 155.88 | \$ 31.18 | \$ 187.06 | | \$ 191.38 | \$ 38.27 | \$ 229.65 | | \$ 690.28 | \$ 138.06 | \$ 828.34 | |
| | B. | 1 | 4 | 5 | \$ 311.76 | \$ 62.35 | \$ 374.11 | | \$ 382.79 | \$ 76.55 | \$ 459.34 | | \$ 783.65 | \$ 156.73 | \$ 940.38 | |
| | | | | | | | \$ 561.17 | | | | \$ 688.99 | | | | \$ 1,768.72 | |
| McArthur High School | A. | 1 | 2** | 5 | \$ 155.88 | \$ 31.18 | \$ 187.06 | | \$ 191.38 | \$ 38.21 | \$ 229.59 | | \$ 690.28 | \$ 138.06 | \$ 828.34 | |
| | B. | 1 | 6 | 5 | \$ 467.64 | \$ 93.53 | \$ 561.17 | | \$ 574.15 | \$ 114.83 | \$ 688.98 | | \$ 1,073.21 | \$ 214.64 | \$ 1,287.85 | |
| | C. | 1 | 6 | 5 | \$ 467.64 | \$ 93.53 | \$ 561.17 | | \$ 574.15 | \$ 114.83 | \$ 688.98 | | \$ 1,073.21 | \$ 214.64 | \$ 1,287.85 | |
| | D. | 1 | 4 | 3 | \$ 187.06 | \$ 37.41 | \$ 224.47 | | \$ 229.66 | \$ 45.93 | \$ 275.59 | | \$ 478.38 | \$ 95.68 | \$ 574.06 | |
| | | | | | | | \$ 1,533.87 | | | | \$ 1,883.14 | | | | \$ 3,978.10 | |
| McNicol Middle | A. | 1 | 6 | 5 | \$ 467.64 | \$ 93.53 | \$ 561.17 | | \$ 574.15 | \$ 114.83 | \$ 688.98 | | \$ 1,073.21 | \$ 214.64 | \$ 1,287.85 | |
| | B. | 1 | 2** | 5 | \$ 155.88 | \$ 31.18 | \$ 187.06 | | \$ 191.38 | \$ 38.27 | \$ 229.65 | | \$ 690.28 | \$ 138.06 | \$ 828.34 | |
| | | | | | | | \$ 748.23 | | | | \$ 918.63 | | | | \$ 2,116.19 | |
| Oakridge Elementary | A. | 1 | 6*** | 5 | \$ 467.64 | \$ 93.53 | \$ 561.17 | | \$ 574.15 | \$ 114.83 | \$ 688.98 | | \$ 1,719.11 | \$ 343.82 | \$ 2,062.93 | |
| | B. | 1 | 2* | 5 | \$ 155.88 | \$ 31.18 | \$ 187.06 | | \$ 191.38 | \$ 38.27 | \$ 229.65 | | \$ 750.27 | \$ 150.05 | \$ 900.32 | |
| | | | | | | | \$ 748.23 | | | | \$ 918.63 | | | | \$ 2,963.25 | |

- * Compacted Waste
- ** Somat Waste
- *** Combination of compacted and non-compacted waste

Bid No.: 15-087T

Bid Title: Refuse Services Re-Bid

Bid Opened: 12/30/2014

Buyer/Purchasing Agent: Kay Lloyd, C.P.M.

| Location Group | THE SCHOOL BOARD OF BROWARD COUNTY, FLORIDA BID TABULATION SHEET | | | | Waste Management, Inc. | | | | Waste Pro of Florida | | | |
|-----------------------|---|-------------------|----------------|-------------------|------------------------|-----------------------|--------------------|----------------|----------------------|-----------------------|--------------------|----------------|
| | Item | No. of Containers | Size (Cu. Yd.) | Pick-ups Per Week | Monthly Cost | Monthly Franchise Fee | Total Monthly Cost | Bid Item Total | Monthly Cost | Monthly Franchise Fee | Total Monthly Cost | Bid Item Total |
| Hollywood Hills Elem. | B. | 1 | 2** | 5 | \$ 238.47 | \$ 47.69 | \$ 286.16 | | \$ 264.13 | \$ 52.83 | \$ 316.96 | |
| | | | | | | | | \$ 797.17 | | | | \$ 1,172.74 |
| Hollywood Hills High | A. | 1 | 8 | 5 | \$ 567.79 | \$ 113.56 | \$ 681.35 | | \$ 950.87 | \$ 190.17 | \$ 1,141.04 | |
| | B. | 1 | 4 | 5 | \$ 283.89 | \$ 56.78 | \$ 340.67 | | \$ 475.43 | \$ 95.09 | \$ 570.52 | |
| | C. | 1 | 8 | 5 | \$ 567.79 | \$ 113.56 | \$ 681.35 | | \$ 950.87 | \$ 190.17 | \$ 1,141.04 | |
| | | | | | | | | \$ 1,703.37 | | | | \$ 2,852.60 |
| Hollywood Park Elem. | A. | 1 | 2** | 5 | \$ 238.47 | \$ 47.69 | \$ 286.16 | | \$ 264.13 | \$ 52.83 | \$ 316.96 | |
| | B. | 1 | 4 | 5 | \$ 283.89 | \$ 56.78 | \$ 340.67 | | \$ 475.43 | \$ 95.09 | \$ 570.52 | |
| | | | | | | | | \$ 626.83 | | | | \$ 887.48 |
| McArthur High School | A. | 1 | 2** | 5 | \$ 238.47 | \$ 47.69 | \$ 286.16 | | \$ 264.13 | \$ 52.83 | \$ 316.96 | |
| | B. | 1 | 6 | 5 | \$ 425.87 | \$ 85.17 | \$ 511.04 | | \$ 713.15 | \$ 142.63 | \$ 855.78 | |
| | C. | 1 | 6 | 5 | \$ 425.87 | \$ 85.17 | \$ 511.04 | | \$ 713.15 | \$ 142.63 | \$ 855.78 | |
| | D. | 1 | 4 | 3 | \$ 170.34 | \$ 34.07 | \$ 204.41 | | \$ 285.26 | \$ 57.05 | \$ 342.31 | |
| | | | | | | | | \$ 1,512.65 | | | | \$ 2,370.83 |
| McNicol Middle | A. | 1 | 6 | 5 | \$ 425.84 | \$ 85.17 | \$ 511.01 | | \$ 713.15 | \$ 142.63 | \$ 855.78 | |
| | B. | 1 | 2** | 5 | \$ 238.47 | \$ 47.69 | \$ 286.16 | | \$ 237.72 | \$ 47.54 | \$ 285.26 | |
| | | | | | | | | \$ 797.17 | | | | \$ 1,141.04 |
| Oakridge Elementary | A. | 1 | 6*** | 5 | \$ 570.63 | \$ 114.13 | \$ 684.76 | | \$ 713.15 | \$ 142.63 | \$ 855.78 | |
| | B. | 1 | 2* | 5 | \$ 341.62 | \$ 68.32 | \$ 409.94 | | \$ 660.33 | \$ 132.07 | \$ 792.40 | |
| | | | | | | | | \$ 1,094.70 | | | | \$ 1,648.18 |

* Compacted Waste
 ** Somat Waste
 *** Combination of compacted and non-compacted waste

Bid No.: 15-087T

Bid Title: Refuse Services Re-Bid

Bid Opened: 12/30/2014

Buyer/Purchasing Agent: Kay Lloyd, C.P.M.

| Location Group 1 | THE SCHOOL BOARD OF BROWARD COUNTY, FLORIDA BID TABULATION SHEET | | | | Great Waste & Recycling | | | | A.J. Panzarella, LLC | | | | Progressive Waste | | | |
|---------------------------|---|-------------------|----------------|-------------------|-------------------------|-----------------------|--------------------|----------------|----------------------|-----------------------|--------------------|----------------|-------------------|-----------------------|--------------------|----------------|
| | Item | No. of Containers | Size (Cu. Yd.) | Pick-ups Per Week | Monthly Cost | Monthly Franchise Fee | Total Monthly Cost | Bid Item Total | Monthly Cost | Monthly Franchise Fee | Total Monthly Cost | Bid Item Total | Monthly Cost | Monthly Franchise Fee | Total Monthly Cost | Bid Item Total |
| Orange Brook Elementary | A. | 1 | 2** | 5 | \$ 205.67 | \$ 41.13 | \$ 246.80 | | \$ 379.31 | \$ 137.69 | \$ 517.00 | | \$ 141.16 | \$ 28.23 | \$ 169.39 | |
| | B. | 1 | 4 | 5 | \$ 411.35 | \$ 82.27 | \$ 493.62 | | \$ 362.85 | \$ 72.57 | \$ 435.42 | | \$ 282.32 | \$ 56.46 | \$ 338.78 | |
| | | | | | | | \$ 740.42 | | | | \$ 952.42 | | | | \$ 508.17 | |
| Sheridan Hills Elem. | A. | 1 | 4*** | 5 | \$ 411.35 | \$ 82.27 | \$ 493.62 | | \$ 458.98 | \$ 91.80 | \$ 550.78 | | \$ 282.32 | \$ 56.46 | \$ 338.78 | |
| | | | | | | | \$ 493.62 | | | | \$ 550.78 | | | | \$ 338.78 | |
| Sheridan Park Elem. | A. | 1 | 2** | 5 | \$ 205.67 | \$ 41.13 | \$ 246.80 | | \$ 379.31 | \$ 75.86 | \$ 455.17 | | \$ 141.16 | \$ 28.23 | \$ 169.39 | |
| | B. | 1 | 6 | 5 | \$ 617.02 | \$ 123.40 | \$ 740.42 | | \$ 544.28 | \$ 108.86 | \$ 653.14 | | \$ 423.47 | \$ 84.69 | \$ 508.16 | |
| | | | | | | | \$ 987.22 | | | | \$ 1,108.31 | | | | \$ 677.55 | |
| Sheridan Technical | A. | 1 | 8 | 5 | \$ 822.70 | \$ 104.54 | \$ 927.24 | | \$ 725.71 | \$ 145.14 | \$ 870.85 | | \$ 564.63 | \$ 112.93 | \$ 677.56 | |
| | B. | 1 | 6 | 5 | \$ 617.02 | \$ 123.40 | \$ 740.42 | | \$ 544.28 | \$ 108.86 | \$ 653.14 | | \$ 423.47 | \$ 84.69 | \$ 508.16 | |
| | | | | | | | \$ 1,667.66 | | | | \$ 1,523.99 | | | | \$ 1,185.72 | |
| South Broward High | A. | 1 | 8 | 5 | \$ 822.70 | \$ 164.54 | \$ 987.24 | | \$ 725.71 | \$ 145.14 | \$ 870.85 | | \$ 564.63 | \$ 112.93 | \$ 677.56 | |
| | B. | 1 | 8 | 5 | \$ 822.70 | \$ 164.54 | \$ 987.24 | | \$ 725.71 | \$ 145.14 | \$ 870.85 | | \$ 564.63 | \$ 112.93 | \$ 677.56 | |
| | C. | 1 | 8 | 5 | \$ 822.70 | \$ 164.54 | \$ 987.24 | | \$ 725.71 | \$ 145.14 | \$ 870.85 | | \$ 564.63 | \$ 112.93 | \$ 677.56 | |
| | | | | | | | \$ 2,961.72 | | | | \$ 2,612.55 | | | | \$ 2,032.68 | |
| Stirling Elementary | A. | 1 | 2** | 5 | \$ 205.67 | \$ 41.13 | \$ 246.80 | | \$ 379.31 | \$ 75.86 | \$ 455.17 | | \$ 141.16 | \$ 28.23 | \$ 169.39 | |
| | B. | 1 | 6 | 5 | \$ 617.02 | \$ 123.40 | \$ 740.42 | | \$ 544.28 | \$ 108.86 | \$ 653.14 | | \$ 423.47 | \$ 84.69 | \$ 508.16 | |
| | | | | | | | \$ 987.22 | | | | \$ 1,108.31 | | | | \$ 677.55 | |
| The Quest Center | A. | 1 | 8 | 3 | \$ 493.62 | \$ 98.72 | \$ 592.34 | | \$ 432.41 | \$ 86.48 | \$ 518.89 | | \$ 338.78 | \$ 67.76 | \$ 406.54 | |
| | | | | | | | \$ 592.34 | | | | \$ 518.89 | | | | \$ 406.54 | |
| West Hollywood Elementary | A. | 1 | 2** | 5 | \$ 205.67 | \$ 41.13 | \$ 246.80 | | \$ 379.31 | \$ 75.86 | \$ 455.17 | | \$ 141.16 | \$ 28.23 | \$ 169.39 | |
| | B. | 1 | 4 | 5 | \$ 411.35 | \$ 82.27 | \$ 493.62 | | \$ 362.85 | \$ 72.57 | \$ 435.42 | | \$ 282.32 | \$ 56.46 | \$ 338.78 | |
| | | | | | | | \$ 740.42 | | | | \$ 890.59 | | | | \$ 508.17 | |
| Arthur Ashe Middle | A. | 1 | 6 | 5 | \$ 617.02 | \$ 141.91 | \$ 758.93 | | \$ 544.28 | \$ 125.18 | \$ 669.46 | | \$ 423.47 | \$ 97.40 | \$ 520.87 | |
| | | | | | | | \$ 758.93 | | | | \$ 669.46 | | | | \$ 520.87 | |

- * Compacted Waste
- ** Somat Waste
- *** Combination of compacted and non-compacted waste

Bid No.: 15-087T

Buyer/Purchasing Agent: Kay Lloyd, C.P.M.

Bid Title: Refuse Services Re-Bid

Bid Opened: 12/30/2014

| Location Group 1 | THE SCHOOL BOARD OF BROWARD COUNTY, FLORIDA BID TABULATION SHEET | | | | Republic Services of Florida, Limited Partnership | | | | Southern Waste | | | | Sunshine Recycling | | | |
|---------------------------|---|-------------------|----------------|-------------------|---|-----------------------|--------------------|----------------|----------------|-----------------------|--------------------|----------------|--------------------|-----------------------|--------------------|----------------|
| | Item | No. of Containers | Size (Cu. Yd.) | Pick-ups Per Week | Monthly Cost | Monthly Franchise Fee | Total Monthly Cost | Bid Item Total | Monthly Cost | Monthly Franchise Fee | Total Monthly Cost | Bid Item Total | Monthly Cost | Monthly Franchise Fee | Total Monthly Cost | Bid Item Total |
| Orange Brook Elementary | A. | 1 | 2** | 5 | \$ 155.88 | \$ 31.18 | \$ 187.06 | | \$ 191.38 | \$ 38.27 | \$ 229.65 | | \$ 690.28 | \$ 138.06 | \$ 828.34 | |
| | B. | 1 | 4 | 5 | \$ 311.76 | \$ 62.35 | \$ 374.11 | | \$ 382.79 | \$ 76.55 | \$ 459.34 | | \$ 783.65 | \$ 156.73 | \$ 940.38 | |
| | | | | | | | \$ 561.17 | | | | \$ 688.99 | | | | \$ 1,768.72 | |
| Sheridan Hills Elem. | A. | 1 | 4*** | 5 | \$ 311.76 | \$ 62.35 | \$ 374.11 | | \$ 382.79 | \$ 76.55 | \$ 459.34 | | \$ 1,234.69 | \$ 246.94 | \$ 1,481.63 | |
| | | | | | | | \$ 374.11 | | | | \$ 459.34 | | | | \$ 1,481.63 | |
| Sheridan Park Elem. | A. | 1 | 2** | 5 | \$ 155.88 | \$ 31.18 | \$ 187.06 | | \$ 191.38 | \$ 38.27 | \$ 229.65 | | \$ 690.28 | \$ 138.06 | \$ 828.34 | |
| | B. | 1 | 6 | 5 | \$ 467.64 | \$ 93.53 | \$ 561.17 | | \$ 574.15 | \$ 114.83 | \$ 688.98 | | \$ 1,073.21 | \$ 214.64 | \$ 1,287.85 | |
| | | | | | | | \$ 748.23 | | | | \$ 918.63 | | | | \$ 2,116.19 | |
| Sheridan Technical | A. | 1 | 8 | 5 | \$ 623.52 | \$ 124.70 | \$ 748.22 | | \$ 765.54 | \$ 153.10 | \$ 918.64 | | \$ 1,362.78 | \$ 272.56 | \$ 1,635.34 | |
| | B. | 1 | 6 | 5 | \$ 467.64 | \$ 93.53 | \$ 561.17 | | \$ 574.15 | \$ 114.83 | \$ 688.98 | | \$ 1,073.21 | \$ 214.64 | \$ 1,287.85 | |
| | | | | | | | \$ 1,309.39 | | | | \$ 1,607.62 | | | | \$ 2,923.19 | |
| South Broward High | A. | 1 | 8 | 5 | \$ 623.52 | \$ 124.70 | \$ 748.22 | | \$ 765.54 | \$ 153.10 | \$ 918.64 | | \$ 1,362.78 | \$ 272.56 | \$ 1,635.34 | |
| | B. | 1 | 8 | 5 | \$ 623.52 | \$ 124.70 | \$ 748.22 | | \$ 765.54 | \$ 153.10 | \$ 918.64 | | \$ 1,362.78 | \$ 272.56 | \$ 1,635.34 | |
| | C. | 1 | 8 | 5 | \$ 623.52 | \$ 124.70 | \$ 748.22 | | \$ 765.54 | \$ 153.10 | \$ 918.64 | | \$ 1,362.78 | \$ 272.56 | \$ 1,635.34 | |
| | | | | | | | \$ 2,244.66 | | | | \$ 2,755.92 | | | | \$ 4,906.02 | |
| Stirling Elementary | A. | 1 | 2** | 5 | \$ 155.88 | \$ 31.18 | \$ 187.06 | | \$ 191.38 | \$ 38.27 | \$ 229.65 | | \$ 690.28 | \$ 138.06 | \$ 828.34 | |
| | B. | 1 | 6 | 5 | \$ 467.64 | \$ 93.53 | \$ 561.17 | | \$ 574.15 | \$ 114.83 | \$ 688.98 | | \$ 1,073.21 | \$ 214.64 | \$ 1,287.85 | |
| | | | | | | | \$ 748.23 | | | | \$ 918.57 | | | | \$ 2,116.19 | |
| The Quest Center | A. | 1 | 8 | 3 | \$ 374.11 | \$ 74.82 | \$ 448.93 | | \$ 459.32 | \$ 91.86 | \$ 551.18 | | \$ 825.86 | \$ 165.17 | \$ 991.03 | |
| | | | | | | | \$ 448.93 | | | | \$ 551.18 | | | | \$ 991.03 | |
| West Hollywood Elementary | A. | 1 | 2** | 5 | \$ 155.88 | \$ 31.18 | \$ 187.06 | | \$ 191.38 | \$ 38.27 | \$ 229.65 | | \$ 690.28 | \$ 138.06 | \$ 828.34 | |
| | B. | 1 | 4 | 5 | \$ 311.76 | \$ 62.35 | \$ 374.11 | | \$ 382.79 | \$ 76.55 | \$ 459.34 | | \$ 783.65 | \$ 156.73 | \$ 940.38 | |
| | | | | | | | \$ 561.17 | | | | \$ 688.99 | | | | \$ 1,768.72 | |
| Arthur Ashe Middle | A. | 1 | 6 | 5 | \$ 467.64 | \$ 107.56 | \$ 575.20 | | \$ 574.15 | \$ 132.05 | \$ 706.20 | | \$ 1,040.74 | \$ 239.37 | \$ 1,280.11 | |
| | | | | | | | \$ 575.20 | | | | \$ 706.20 | | | | \$ 1,280.11 | |

* Compacted Waste
 ** Somat Waste
 *** Combination of compacted and non-compacted waste

Bid No.: 15-087T

Buyer/Purchasing Agent: Kay Lloyd, C.P.M.

Bid Title: Refuse Services Re-Bid

Bid Opened: 12/30/2014

| Location Group 1 | THE SCHOOL BOARD OF BROWARD COUNTY, FLORIDA BID TABULATION SHEET | | | | Waste Management, Inc. | | | | Waste Pro of Florida | | | |
|---------------------------|---|-------------------|----------------|-------------------|------------------------|-----------------------|--------------------|----------------|----------------------|-----------------------|--------------------|----------------|
| | Item | No. of Containers | Size (Cu. Yd.) | Pick-ups Per Week | Monthly Cost | Monthly Franchise Fee | Total Monthly Cost | Bid Item Total | Monthly Cost | Monthly Franchise Fee | Total Monthly Cost | Bid Item Total |
| Orange Brook Elementary | A. | 1 | 2** | 5 | \$ 238.47 | \$ 47.69 | \$ 286.16 | | \$ 264.13 | \$ 52.83 | \$ 316.96 | |
| | B. | 1 | 4 | 5 | \$ 283.89 | \$ 56.78 | \$ 340.67 | | \$ 475.43 | \$ 95.09 | \$ 570.52 | |
| | | | | | | | | \$ 626.83 | | | | \$ 887.48 |
| Sheridan Hills Elem. | A. | 1 | 4*** | 5 | \$ 380.42 | \$ 76.08 | \$ 456.50 | | \$ 528.26 | \$ 105.65 | \$ 633.91 | |
| | | | | | | | | \$ 456.50 | | | | \$ 633.91 |
| Sheridan Park Elem. | A. | 1 | 2** | 5 | \$ 238.47 | \$ 47.69 | \$ 286.16 | | \$ 264.13 | \$ 52.83 | \$ 316.96 | |
| | B. | 1 | 6 | 5 | \$ 425.84 | \$ 85.17 | \$ 511.01 | | \$ 713.15 | \$ 142.63 | \$ 855.78 | |
| | | | | | | | | \$ 797.17 | | | | \$ 1,172.74 |
| Sheridan Technical | A. | 1 | 8 | 5 | \$ 567.79 | \$ 113.56 | \$ 681.35 | | \$ 950.87 | \$ 190.17 | \$ 1,141.04 | |
| | B. | 1 | 6 | 5 | \$ 425.84 | \$ 85.17 | \$ 511.01 | | \$ 713.15 | \$ 142.63 | \$ 855.78 | |
| | | | | | | | | \$ 1,192.36 | | | | \$ 1,996.82 |
| South Broward High | A. | 1 | 8 | 5 | \$ 567.79 | \$ 113.56 | \$ 681.35 | | \$ 950.87 | \$ 190.17 | \$ 1,141.04 | |
| | B. | 1 | 8 | 5 | \$ 567.79 | \$ 113.56 | \$ 681.35 | | \$ 950.87 | \$ 190.17 | \$ 1,141.04 | |
| | C. | 1 | 8 | 5 | \$ 567.79 | \$ 113.56 | \$ 681.35 | | \$ 950.87 | \$ 190.17 | \$ 1,141.04 | |
| | | | | | | | | \$ 2,044.05 | | | | \$ 3,423.12 |
| Stirling Elementary | A. | 1 | 2** | 5 | \$ 238.47 | \$ 47.69 | \$ 286.16 | | \$ 264.13 | \$ 52.83 | \$ 316.96 | |
| | B. | 1 | 6 | 5 | \$ 425.84 | \$ 85.17 | \$ 511.01 | | \$ 713.15 | \$ 142.63 | \$ 855.78 | |
| | | | | | | | | \$ 797.17 | | | | \$ 1,172.74 |
| The Quest Center | A. | 1 | 8 | 3 | \$ 340.67 | \$ 68.13 | \$ 408.80 | | \$ 570.52 | \$ 114.10 | \$ 684.62 | |
| | | | | | | | | \$ 408.80 | | | | \$ 684.62 |
| West Hollywood Elementary | A. | 1 | 2** | 5 | \$ 238.47 | \$ 47.69 | \$ 286.16 | | \$ 264.13 | \$ 52.83 | \$ 316.96 | |
| | B. | 1 | 4 | 5 | \$ 283.89 | \$ 56.78 | \$ 340.67 | | \$ 475.43 | \$ 95.09 | \$ 570.52 | |
| | | | | | | | | \$ 626.83 | | | | \$ 887.48 |
| Arthur Ashe Middle | A. | 1 | 6 | 5 | \$ 425.84 | \$ 97.94 | \$ 523.78 | | \$ 713.15 | \$ 164.02 | \$ 877.17 | |
| | | | | | | | | \$ 523.78 | | | | \$ 877.17 |

- * Compacted Waste
- ** Somat Waste
- *** Combination of compacted and non-compacted waste

Bid No.: 15-087T

Bid Title: Refuse Services Re-Bid

Bid Opened: 12/30/2014

Buyer/Purchasing Agent: Kay Lloyd, C.P.M.

| Location Group 1 | THE SCHOOL BOARD OF BROWARD COUNTY, FLORIDA BID TABULATION SHEET | | | | Great Waste & Recycling | | | | A.J. Panzarella, LLC | | | | Progressive Waste | | | |
|---------------------------|---|-------------------|----------------|-------------------|-------------------------|-----------------------|--------------------|----------------|----------------------|-----------------------|--------------------|----------------|-------------------|-----------------------|--------------------|----------------|
| | Item | No. of Containers | Size (Cu. Yd.) | Pick-ups Per Week | Monthly Cost | Monthly Franchise Fee | Total Monthly Cost | Bid Item Total | Monthly Cost | Monthly Franchise Fee | Total Monthly Cost | Bid Item Total | Monthly Cost | Monthly Franchise Fee | Total Monthly Cost | Bid Item Total |
| Bayview Elementary | A. | 1 | 6 | 5 | \$ 617.02 | \$ 141.91 | \$ 758.93 | | \$ 544.28 | \$ 125.18 | \$ 669.46 | | \$ 423.47 | \$ 97.40 | \$ 520.87 | |
| | B. | 1 | 2** | 5 | \$ 205.67 | \$ 47.30 | \$ 252.97 | | \$ 379.31 | \$ 87.24 | \$ 466.55 | | \$ 141.16 | \$ 32.47 | \$ 173.63 | |
| | | | | | | | \$ 1,011.90 | | | | \$ 1,136.01 | | | | \$ 694.50 | |
| Bennett Elementary | A. | 1 | 3 | 5 | \$ 306.37 | \$ 70.46 | \$ 376.83 | | \$ 272.14 | \$ 62.59 | \$ 334.73 | | \$ 211.74 | \$ 48.70 | \$ 260.44 | |
| | B. | 1 | 2** | 5 | \$ 205.67 | \$ 47.30 | \$ 252.97 | | \$ 379.31 | \$ 87.24 | \$ 466.55 | | \$ 141.16 | \$ 32.47 | \$ 173.63 | |
| | | | | | | | \$ 629.80 | | | | \$ 801.28 | | | | \$ 434.07 | |
| Community School North | A. | 1 | 4 | 3 | \$ 308.51 | \$ 70.95 | \$ 379.46 | | \$ 217.71 | \$ 50.07 | \$ 267.78 | | \$ 169.39 | \$ 38.96 | \$ 208.35 | |
| | | | | | | | \$ 379.46 | | | | \$ 267.78 | | | | \$ 208.35 | |
| Croissant Park Elementary | A. | 1 | 2** | 5 | \$ 205.67 | \$ 47.30 | \$ 252.97 | | \$ 379.31 | \$ 87.24 | \$ 466.55 | | \$ 141.16 | \$ 32.47 | \$ 173.63 | |
| | B. | 1 | 6 | 5 | \$ 617.02 | \$ 141.91 | \$ 758.93 | | \$ 544.28 | \$ 125.18 | \$ 669.46 | | \$ 423.47 | \$ 97.40 | \$ 520.87 | |
| | | | | | | | \$ 1,011.90 | | | | \$ 1,136.01 | | | | \$ 694.50 | |
| Dandy, W. Middle | A. | 1 | 2** | 3 | \$ 150.00 | \$ 34.50 | \$ 184.50 | | \$ 379.31 | \$ 87.24 | \$ 466.55 | | \$ 84.69 | \$ 19.48 | \$ 104.17 | |
| | B. | 1 | 6 | 5 | \$ 617.02 | \$ 141.91 | \$ 758.93 | | \$ 544.28 | \$ 125.18 | \$ 669.46 | | \$ 423.47 | \$ 97.40 | \$ 520.87 | |
| | | | | | | | \$ 943.43 | | | | \$ 1,136.01 | | | | \$ 625.04 | |
| Dillard Elementary | A. | 1 | 2** | 5 | \$ 205.67 | \$ 47.30 | \$ 252.97 | | \$ 379.31 | \$ 87.24 | \$ 466.55 | | \$ 141.16 | \$ 32.47 | \$ 173.63 | |
| | B. | 1 | 6 | 5 | \$ 617.02 | \$ 141.91 | \$ 758.93 | | \$ 544.28 | \$ 125.18 | \$ 669.46 | | \$ 423.47 | \$ 97.40 | \$ 520.87 | |
| | | | | | | | \$ 1,011.90 | | | | \$ 1,136.01 | | | | \$ 694.50 | |
| Dillard High School | A. | 1 | 6 | 5 | \$ 617.02 | \$ 141.91 | \$ 758.93 | | \$ 544.28 | \$ 125.18 | \$ 669.46 | | \$ 423.47 | \$ 97.40 | \$ 520.87 | |
| | B. | 1 | 3 | 2 | \$ 150.00 | \$ 34.50 | \$ 184.50 | | \$ 108.86 | \$ 25.03 | \$ 133.89 | | \$ 84.69 | \$ 19.48 | \$ 104.17 | |
| | C. | 1 | 8 | 5 | \$ 822.70 | \$ 164.54 | \$ 987.24 | | \$ 725.71 | \$ 166.91 | \$ 892.62 | | \$ 564.63 | \$ 129.87 | \$ 694.50 | |
| | D. | 1 | 8 | 5 | \$ 822.70 | \$ 164.54 | \$ 987.24 | | \$ 725.71 | \$ 166.91 | \$ 892.62 | | \$ 564.63 | \$ 129.87 | \$ 694.50 | |
| | | | | | | | \$ 2,917.91 | | | | \$ 2,588.59 | | | | \$ 2,014.04 | |
| Edgewood Admin | A. | 1 | 4 | 3 | \$ 308.51 | \$ 70.95 | \$ 379.46 | | \$ 217.71 | \$ 50.07 | \$ 267.78 | | \$ 169.39 | \$ 38.96 | \$ 208.35 | |
| | | | | | | | \$ 379.46 | | | | \$ 267.78 | | | | \$ 208.35 | |

* Compacted Waste
 ** Somat Waste
 *** Combination of compacted and non-compacted waste

Bid No.: 15-087T

Buyer/Purchasing Agent: Kay Lloyd, C.P.M.

Bid Title: Refuse Services Re-Bid

Bid Opened: 12/30/2014

| Location Group 1 | THE SCHOOL BOARD OF BROWARD COUNTY, FLORIDA BID TABULATION SHEET | | | | Republic Services of Florida, Limited Partnership | | | | Southern Waste | | | | Sunshine Recycling | | | |
|---------------------------|---|-------------------|----------------|-------------------|---|-----------------------|--------------------|----------------|----------------|-----------------------|--------------------|----------------|--------------------|-----------------------|--------------------|----------------|
| | Item | No. of Containers | Size (Cu. Yd.) | Pick-ups Per Week | Monthly Cost | Monthly Franchise Fee | Total Monthly Cost | Bid Item Total | Monthly Cost | Monthly Franchise Fee | Total Monthly Cost | Bid Item Total | Monthly Cost | Monthly Franchise Fee | Total Monthly Cost | Bid Item Total |
| Bayview Elementary | A. | 1 | 6 | 5 | \$ 467.64 | \$ 107.56 | \$ 575.20 | | \$ 574.15 | \$ 132.05 | \$ 706.20 | | \$ 1,040.74 | \$ 239.37 | \$ 1,280.11 | |
| | B. | 1 | 2** | 5 | \$ 155.88 | \$ 35.85 | \$ 191.73 | | \$ 191.38 | \$ 44.01 | \$ 235.39 | | \$ 684.24 | \$ 157.37 | \$ 841.61 | |
| | | | | | | | \$ 766.93 | | | | \$ 941.59 | | | | \$ 2,121.72 | |
| Bennett Elementary | A. | 1 | 3 | 5 | \$ 233.82 | \$ 53.78 | \$ 287.60 | | \$ 281.07 | \$ 66.07 | \$ 347.14 | | \$ 622.62 | \$ 143.20 | \$ 765.82 | |
| | B. | 1 | 2** | 5 | \$ 155.88 | \$ 35.85 | \$ 191.73 | | \$ 191.38 | \$ 44.01 | \$ 235.39 | | \$ 684.24 | \$ 157.37 | \$ 841.61 | |
| | | | | | | | \$ 479.33 | | | | \$ 582.53 | | | | \$ 1,607.43 | |
| Community School North | A. | 1 | 4 | 3 | \$ 187.06 | \$ 43.02 | \$ 230.08 | | \$ 229.66 | \$ 52.82 | \$ 282.48 | | \$ 465.39 | \$ 107.04 | \$ 572.43 | |
| | | | | | | | \$ 230.08 | | | | \$ 282.48 | | | | \$ 572.43 | |
| Croissant Park Elementary | A. | 1 | 2** | 5 | \$ 155.88 | \$ 35.85 | \$ 191.73 | | \$ 191.38 | \$ 44.01 | \$ 235.39 | | \$ 684.24 | \$ 157.37 | \$ 841.61 | |
| | B. | 1 | 6 | 5 | \$ 467.64 | \$ 107.56 | \$ 575.20 | | \$ 574.15 | \$ 132.05 | \$ 706.20 | | \$ 1,040.74 | \$ 239.37 | \$ 1,280.11 | |
| | | | | | | | \$ 766.93 | | | | \$ 941.59 | | | | \$ 2,121.72 | |
| Dandy, W. Middle | A. | 1 | 2** | 3 | \$ 155.88 | \$ 35.85 | \$ 191.73 | | \$ 114.83 | \$ 26.41 | \$ 141.24 | | \$ 418.73 | \$ 96.31 | \$ 515.04 | |
| | B. | 1 | 6 | 5 | \$ 467.64 | \$ 107.56 | \$ 575.20 | | \$ 574.15 | \$ 132.05 | \$ 706.20 | | \$ 1,040.74 | \$ 239.37 | \$ 1,280.11 | |
| | | | | | | | \$ 766.93 | | | | \$ 847.44 | | | | \$ 1,795.15 | |
| Dillard Elementary | A. | 1 | 2** | 5 | \$ 155.88 | \$ 35.85 | \$ 191.73 | | \$ 191.38 | \$ 44.01 | \$ 235.39 | | \$ 684.24 | \$ 157.37 | \$ 841.61 | |
| | B. | 1 | 6 | 5 | \$ 467.64 | \$ 107.56 | \$ 575.20 | | \$ 574.15 | \$ 132.05 | \$ 706.20 | | \$ 1,040.74 | \$ 239.37 | \$ 1,280.11 | |
| | | | | | | | \$ 766.93 | | | | \$ 941.59 | | | | \$ 2,121.72 | |
| Dillard High School | A. | 1 | 6 | 5 | \$ 467.64 | \$ 107.56 | \$ 575.20 | | \$ 574.15 | \$ 132.05 | \$ 706.20 | | \$ 1,040.74 | \$ 239.37 | \$ 1,280.11 | |
| | B. | 1 | 3 | 2 | \$ 93.53 | \$ 21.51 | \$ 115.04 | | \$ 114.83 | \$ 44.01 | \$ 158.84 | | \$ 261.34 | \$ 60.11 | \$ 321.45 | |
| | C. | 1 | 8 | 5 | \$ 623.52 | \$ 143.41 | \$ 766.93 | | \$ 765.54 | \$ 176.07 | \$ 941.61 | | \$ 1,319.48 | \$ 303.48 | \$ 1,622.96 | |
| | D. | 1 | 8 | 5 | \$ 623.52 | \$ 143.41 | \$ 766.93 | | \$ 765.54 | \$ 176.07 | \$ 941.61 | | \$ 1,319.48 | \$ 303.48 | \$ 1,622.96 | |
| | | | | | | | \$ 2,224.10 | | | | \$ 2,748.26 | | | | \$ 4,847.48 | |
| Edgewood Admin | A. | 1 | 4 | 3 | \$ 187.06 | \$ 43.02 | \$ 230.08 | | \$ 229.66 | \$ 52.82 | \$ 282.48 | | \$ 465.39 | \$ 107.04 | \$ 572.43 | |
| | | | | | | | \$ 230.08 | | | | \$ 282.48 | | | | \$ 572.43 | |

* Compacted Waste
 ** Somat Waste
 *** Combination of compacted and non-compacted waste

Bid No.: 15-087T

Buyer/Purchasing Agent: Kay Lloyd, C.P.M.

Bid Title: Refuse Services Re-Bid

Bid Opened: 12/30/2014

| Location Group 1 | THE SCHOOL BOARD OF BROWARD COUNTY, FLORIDA BID TABULATION SHEET | | | | Waste Management, Inc. | | | | Waste Pro of Florida | | | |
|---------------------------|---|-------------------|----------------|-------------------|------------------------|-----------------------|--------------------|----------------|----------------------|-----------------------|--------------------|----------------|
| | Item | No. of Containers | Size (Cu. Yd.) | Pick-ups Per Week | Monthly Cost | Monthly Franchise Fee | Total Monthly Cost | Bid Item Total | Monthly Cost | Monthly Franchise Fee | Total Monthly Cost | Bid Item Total |
| Bayview Elementary | A. | 1 | 6 | 5 | \$ 425.84 | \$ 97.94 | \$ 523.78 | | \$ 713.15 | \$ 164.02 | \$ 877.17 | |
| | B. | 1 | 2** | 5 | \$ 238.47 | \$ 54.85 | \$ 293.32 | | \$ 264.13 | \$ 60.75 | \$ 324.88 | |
| | | | | | | | | \$ 817.10 | | | | \$ 1,202.05 |
| Bennett Elementary | A. | 1 | 3 | 5 | \$ 212.92 | \$ 48.97 | \$ 261.89 | | \$ 356.58 | \$ 82.01 | \$ 438.59 | |
| | B. | 1 | 2** | 5 | \$ 238.47 | \$ 54.85 | \$ 293.32 | | \$ 264.13 | \$ 60.75 | \$ 324.88 | |
| | | | | | | | | \$ 555.21 | | | | \$ 763.47 |
| Community School North | A. | 1 | 4 | 3 | \$ 170.34 | \$ 39.18 | \$ 209.52 | | \$ 285.26 | \$ 65.61 | \$ 350.87 | |
| | | | | | | | | \$ 209.52 | | | | \$ 350.87 |
| Croissant Park Elementary | A. | 1 | 2** | 5 | \$ 238.47 | \$ 54.85 | \$ 293.32 | | \$ 264.13 | \$ 60.75 | \$ 324.88 | |
| | B. | 1 | 6 | 5 | \$ 425.84 | \$ 97.94 | \$ 523.78 | | \$ 713.15 | \$ 164.02 | \$ 877.17 | |
| | | | | | | | | \$ 817.10 | | | | \$ 1,202.05 |
| Dandy, W. Middle | A. | 1 | 2** | 3 | \$ 143.08 | \$ 32.91 | \$ 175.99 | | \$ 158.48 | \$ 36.45 | \$ 194.93 | |
| | B. | 1 | 6 | 5 | \$ 425.84 | \$ 97.94 | \$ 523.78 | | \$ 713.15 | \$ 164.02 | \$ 877.17 | |
| | | | | | | | | \$ 699.77 | | | | \$ 1,072.10 |
| Dillard Elementary | A. | 1 | 2** | 5 | \$ 238.47 | \$ 54.85 | \$ 293.32 | | \$ 264.13 | \$ 60.75 | \$ 324.88 | |
| | B. | 1 | 6 | 5 | \$ 425.84 | \$ 97.94 | \$ 523.78 | | \$ 713.15 | \$ 164.02 | \$ 877.17 | |
| | | | | | | | | \$ 817.10 | | | | \$ 1,202.05 |
| Dillard High School | A. | 1 | 6 | 5 | \$ 425.84 | \$ 97.94 | \$ 523.78 | | \$ 713.15 | \$ 164.02 | \$ 877.17 | |
| | B. | 1 | 3 | 2 | \$ 85.17 | \$ 19.59 | \$ 104.76 | | \$ 142.63 | \$ 32.80 | \$ 175.43 | |
| | C. | 1 | 8 | 5 | \$ 567.79 | \$ 130.59 | \$ 698.38 | | \$ 950.87 | \$ 218.70 | \$ 1,169.57 | |
| | D. | 1 | 8 | 5 | \$ 567.79 | \$ 130.59 | \$ 698.38 | | \$ 950.87 | \$ 218.70 | \$ 1,169.57 | |
| | | | | | | | | \$ 2,025.30 | | | | \$ 3,391.74 |
| Edgewood Admin | A. | 1 | 4 | 3 | \$ 170.34 | \$ 39.18 | \$ 209.52 | | \$ 285.26 | \$ 65.61 | \$ 350.87 | |
| | | | | | | | | \$ 209.52 | | | | \$ 350.87 |

- * Compacted Waste
- ** Somat Waste
- *** Combination of compacted and non-compacted waste

Bid No.: 15-087T

Buyer/Purchasing Agent: Kay Lloyd, C.P.M.

Bid Title: Refuse Services Re-Bid

Bid Opened: 12/30/2014

| Location Group 1 | THE SCHOOL BOARD OF BROWARD COUNTY, FLORIDA BID TABULATION SHEET | | | | Great Waste & Recycling | | | | A.J. Panzarella, LLC | | | | Progressive Waste | | | |
|----------------------------|---|-------------------|----------------|-------------------|-------------------------|-----------------------|--------------------|----------------|----------------------|-----------------------|--------------------|----------------|-------------------|-----------------------|--------------------|----------------|
| | Item | No. of Containers | Size (Cu. Yd.) | Pick-ups Per Week | Monthly Cost | Monthly Franchise Fee | Total Monthly Cost | Bid Item Total | Monthly Cost | Monthly Franchise Fee | Total Monthly Cost | Bid Item Total | Monthly Cost | Monthly Franchise Fee | Total Monthly Cost | Bid Item Total |
| Floranada Elementary | A. | 1 | 2** | 5 | \$ 205.67 | \$ 47.30 | \$ 252.97 | | \$ 379.31 | \$ 87.24 | \$ 466.55 | | \$ 141.16 | \$ 32.47 | \$ 173.63 | |
| | B. | 1 | 2 | 3 | \$ 150.00 | \$ 34.50 | \$ 184.50 | | \$ 108.86 | \$ 25.04 | \$ 133.90 | | \$ 84.69 | \$ 19.48 | \$ 104.17 | |
| | C. | 1 | 4 | 5 | \$ 411.35 | \$ 94.60 | \$ 505.95 | | \$ 362.85 | \$ 83.46 | \$ 446.31 | | \$ 282.32 | \$ 64.93 | \$ 347.25 | |
| | | | | | | | \$ 943.42 | | | | \$ 1,046.76 | | | | \$ 625.05 | |
| Ft. Lauderdale High School | A. | 1 | 8 | 5 | \$ 822.70 | \$ 164.54 | \$ 987.24 | | \$ 725.71 | \$ 166.91 | \$ 892.62 | | \$ 564.63 | \$ 129.87 | \$ 694.50 | |
| | B. | 1 | 8 | 5 | \$ 822.70 | \$ 164.54 | \$ 987.24 | | \$ 725.71 | \$ 166.91 | \$ 892.62 | | \$ 564.63 | \$ 129.87 | \$ 694.50 | |
| | | | | | | | \$ 1,974.48 | | | | \$ 1,785.24 | | | | \$ 1,389.00 | |
| Harbordale Elementary | A. | 1 | 3 | 5 | \$ 306.37 | \$ 70.46 | \$ 376.83 | | \$ 272.14 | \$ 62.59 | \$ 334.73 | | \$ 211.74 | \$ 48.70 | \$ 260.44 | |
| | B. | 1 | 2** | 5 | \$ 205.67 | \$ 47.30 | \$ 252.97 | | \$ 379.31 | \$ 87.24 | \$ 466.55 | | \$ 141.16 | \$ 32.47 | \$ 173.63 | |
| | | | | | | | \$ 629.80 | | | | \$ 801.28 | | | | \$ 434.07 | |
| KC Wright Admin. | A. | 1 | 6 | 5 | \$ 617.02 | \$ 141.91 | \$ 758.93 | | \$ 544.28 | \$ 125.18 | \$ 669.46 | | \$ 423.47 | \$ 97.40 | \$ 520.87 | |
| | | | | | | | \$ 758.93 | | | | \$ 669.46 | | | | \$ 520.87 | |
| Lauderdale Manors Elem. | A. | 1 | 6 | 3 | \$ 370.21 | \$ 85.14 | \$ 455.35 | | \$ 326.57 | \$ 75.11 | \$ 401.68 | | \$ 254.08 | \$ 58.44 | \$ 312.52 | |
| | | | | | | | \$ 455.35 | | | | \$ 401.68 | | | | \$ 312.52 | |
| Meadowbrook Elementary | A. | 1 | 6 | 5 | \$ 617.02 | \$ 141.41 | \$ 758.43 | | \$ 544.28 | \$ 125.18 | \$ 669.46 | | \$ 423.47 | \$ 97.40 | \$ 520.87 | |
| | B. | 1 | 2** | 5 | \$ 205.67 | \$ 47.30 | \$ 252.97 | | \$ 379.31 | \$ 87.24 | \$ 466.55 | | \$ 141.16 | \$ 32.47 | \$ 173.63 | |
| | | | | | | | \$ 1,011.40 | | | | \$ 1,136.01 | | | | \$ 694.50 | |
| New River Middle | A. | 1 | 2 | 3 | \$ 150.00 | \$ 34.50 | \$ 184.50 | | \$ 108.86 | \$ 25.04 | \$ 133.90 | | \$ 84.69 | \$ 14.48 | \$ 99.17 | |
| | B. | 1 | 8 | 5 | \$ 822.70 | \$ 164.54 | \$ 987.24 | | \$ 725.71 | \$ 166.91 | \$ 892.62 | | \$ 564.63 | \$ 129.87 | \$ 694.50 | |
| | C. | 1 | 2** | 5 | \$ 205.67 | \$ 47.30 | \$ 252.97 | | \$ 379.31 | \$ 87.24 | \$ 466.55 | | \$ 141.16 | \$ 32.47 | \$ 173.63 | |
| | | | | | | | \$ 1,424.71 | | | | \$ 1,493.07 | | | | \$ 967.30 | |
| North Area Maintenance | A. | 1 | 4 | 2 | \$ 164.54 | \$ 37.84 | \$ 202.38 | | \$ 145.14 | \$ 33.38 | \$ 178.52 | | \$ 112.93 | \$ 25.97 | \$ 138.90 | |
| | | | | | | | \$ 202.38 | | | | \$ 178.52 | | | | \$ 138.90 | |
| North Fork Elementary | A. | 1 | 2** | 5 | \$ 205.67 | \$ 47.30 | \$ 252.97 | | \$ 379.31 | \$ 87.24 | \$ 466.55 | | \$ 141.16 | \$ 32.47 | \$ 173.63 | |
| | B. | 1 | 4 | 5 | \$ 411.35 | \$ 94.60 | \$ 505.95 | | \$ 362.85 | \$ 83.46 | \$ 446.31 | | \$ 282.32 | \$ 64.93 | \$ 347.25 | |
| | | | | | | | \$ 758.92 | | | | \$ 912.86 | | | | \$ 520.88 | |

* Compacted Waste
 ** Somat Waste
 *** Combination of compacted and non-compacted waste

Bid No.: 15-087T

Buyer/Purchasing Agent: Kay Lloyd, C.P.M.

Bid Title: Refuse Services Re-Bid

Bid Opened: 12/30/2014

| Location Group 1 | THE SCHOOL BOARD OF BROWARD COUNTY, FLORIDA BID TABULATION SHEET | | | | Republic Services of Florida, Limited Partnership | | | | Southern Waste | | | | Sunshine Recycling | | | |
|----------------------------|---|-------------------|----------------|-------------------|---|-----------------------|--------------------|----------------|----------------|-----------------------|--------------------|----------------|--------------------|-----------------------|--------------------|----------------|
| | Item | No. of Containers | Size (Cu. Yd.) | Pick-ups Per Week | Monthly Cost | Monthly Franchise Fee | Total Monthly Cost | Bid Item Total | Monthly Cost | Monthly Franchise Fee | Total Monthly Cost | Bid Item Total | Monthly Cost | Monthly Franchise Fee | Total Monthly Cost | Bid Item Total |
| Floranada Elementary | A. | 1 | 2** | 5 | \$ 155.88 | \$ 35.85 | \$ 191.73 | | \$ 191.38 | \$ 44.01 | \$ 235.39 | | \$ 684.24 | \$ 157.37 | \$ 841.61 | |
| | B. | 1 | 2 | 3 | \$ 93.53 | \$ 21.51 | \$ 115.04 | | \$ 114.83 | \$ 26.41 | \$ 141.24 | | \$ 298.14 | \$ 68.57 | \$ 366.71 | |
| | C. | 1 | 4 | 5 | \$ 311.76 | \$ 71.70 | \$ 383.46 | | \$ 382.74 | \$ 88.03 | \$ 470.77 | | \$ 762.00 | \$ 175.26 | \$ 937.26 | |
| | | | | | | | \$ 690.23 | | | | \$ 847.40 | | | | \$ 2,145.58 | |
| Ft. Lauderdale High School | A. | 1 | 8 | 5 | \$ 623.52 | \$ 143.41 | \$ 766.93 | | \$ 765.34 | \$ 176.07 | \$ 941.41 | | \$ 1,319.48 | \$ 303.48 | \$ 1,622.96 | |
| | B. | 1 | 8 | 5 | \$ 623.52 | \$ 143.41 | \$ 766.93 | | \$ 765.34 | \$ 176.07 | \$ 941.41 | | \$ 1,319.48 | \$ 303.48 | \$ 1,622.96 | |
| | | | | | | | \$ 1,533.86 | | | | \$ 1,882.82 | | | | \$ 3,245.92 | |
| Harbordale Elementary | A. | 1 | 3 | 5 | \$ 233.82 | \$ 53.78 | \$ 287.60 | | \$ 287.07 | \$ 66.07 | \$ 353.14 | | \$ 622.62 | \$ 143.20 | \$ 765.82 | |
| | B. | 1 | 2** | 5 | \$ 155.88 | \$ 35.85 | \$ 191.73 | | \$ 191.38 | \$ 44.01 | \$ 235.39 | | \$ 684.24 | \$ 157.37 | \$ 841.61 | |
| | | | | | | | \$ 479.33 | | | | \$ 588.53 | | | | \$ 1,607.43 | |
| KC Wright Admin. | A. | 1 | 6 | 5 | \$ 467.64 | \$ 107.56 | \$ 575.20 | | \$ 574.15 | \$ 132.05 | \$ 706.20 | | \$ 1,040.74 | \$ 239.37 | \$ 1,280.11 | |
| | | | | | | | \$ 575.20 | | | | \$ 706.20 | | | | \$ 1,280.11 | |
| Lauderdale Manors Elem. | A. | 1 | 6 | 3 | \$ 280.58 | \$ 64.53 | \$ 345.11 | | \$ 344.49 | \$ 79.23 | \$ 423.72 | | \$ 632.64 | \$ 145.51 | \$ 778.15 | |
| | | | | | | | \$ 345.11 | | | | \$ 423.72 | | | | \$ 778.15 | |
| Meadowbrook Elementary | A. | 1 | 6 | 5 | \$ 467.64 | \$ 107.56 | \$ 575.20 | | \$ 574.15 | \$ 132.05 | \$ 706.20 | | \$ 1,040.74 | \$ 239.37 | \$ 1,280.11 | |
| | B. | 1 | 2** | 5 | \$ 155.88 | \$ 35.85 | \$ 191.73 | | \$ 191.38 | \$ 44.01 | \$ 235.39 | | \$ 684.24 | \$ 157.37 | \$ 841.61 | |
| | | | | | | | \$ 766.93 | | | | \$ 941.59 | | | | \$ 2,121.72 | |
| New River Middle | A. | 1 | 2 | 3 | \$ 93.53 | \$ 21.51 | \$ 115.04 | | \$ 114.83 | \$ 26.41 | \$ 141.24 | | \$ 298.14 | \$ 68.57 | \$ 366.71 | |
| | B. | 1 | 8 | 5 | \$ 623.52 | \$ 143.41 | \$ 766.93 | | \$ 765.54 | \$ 176.07 | \$ 941.61 | | \$ 1,319.48 | \$ 303.48 | \$ 1,622.96 | |
| | C. | 1 | 2** | 5 | \$ 155.88 | \$ 35.85 | \$ 191.73 | | \$ 191.38 | \$ 44.01 | \$ 235.39 | | \$ 684.24 | \$ 157.37 | \$ 841.61 | |
| | | | | | | | \$ 1,073.70 | | | | \$ 1,318.24 | | | | \$ 2,831.28 | |
| North Area Maintenance | A. | 1 | 4 | 2 | \$ 124.70 | \$ 28.68 | \$ 153.38 | | \$ 153.10 | \$ 35.21 | \$ 188.31 | | \$ 317.09 | \$ 72.93 | \$ 390.02 | |
| | | | | | | | \$ 153.38 | | | | \$ 188.31 | | | | \$ 390.02 | |
| North Fork Elementary | A. | 1 | 2** | 5 | \$ 155.88 | \$ 35.85 | \$ 191.73 | | \$ 191.38 | \$ 44.01 | \$ 235.39 | | \$ 684.24 | \$ 157.37 | \$ 841.61 | |
| | B. | 1 | 4 | 5 | \$ 311.76 | \$ 71.70 | \$ 383.46 | | \$ 382.77 | \$ 88.03 | \$ 470.80 | | \$ 762.00 | \$ 175.26 | \$ 937.26 | |
| | | | | | | | \$ 575.19 | | | | \$ 706.19 | | | | \$ 1,778.87 | |

- * Compacted Waste
- ** Sormat Waste
- *** Combination of compacted and non-compacted waste

Bid No.: 15-087T

Buyer/Purchasing Agent: Kay Lloyd, C.P.M.

Bid Title: Refuse Services Re-Bid

Bid Opened: 12/30/2014

| Location Group 1 | THE SCHOOL BOARD OF BROWARD COUNTY, FLORIDA BID TABULATION SHEET | | | | Waste Management, Inc. | | | | Waste Pro of Florida | | | |
|----------------------------|---|-------------------|----------------|-------------------|------------------------|-----------------------|--------------------|----------------|----------------------|-----------------------|--------------------|----------------|
| | Item | No. of Containers | Size (Cu. Yd.) | Pick-ups Per Week | Monthly Cost | Monthly Franchise Fee | Total Monthly Cost | Bid Item Total | Monthly Cost | Monthly Franchise Fee | Total Monthly Cost | Bid Item Total |
| Floranada Elementary | A. | 1 | 2** | 5 | \$ 238.47 | \$ 54.85 | \$ 293.32 | | \$ 264.13 | \$ 60.75 | \$ 324.88 | |
| | B. | 1 | 2 | 3 | \$ 85.17 | \$ 19.59 | \$ 104.76 | | \$ 142.63 | \$ 32.80 | \$ 175.43 | |
| | C. | 1 | 4 | 5 | \$ 283.89 | \$ 65.30 | \$ 349.19 | | \$ 475.43 | \$ 109.35 | \$ 584.78 | |
| | | | | | | | | \$ 747.27 | | | | \$ 1,085.09 |
| Ft. Lauderdale High School | A. | 1 | 8 | 5 | \$ 567.79 | \$ 130.59 | \$ 698.38 | | \$ 950.87 | \$ 218.70 | \$ 1,169.57 | |
| | B. | 1 | 8 | 5 | \$ 567.79 | \$ 130.59 | \$ 698.38 | | \$ 950.87 | \$ 218.70 | \$ 1,169.57 | |
| | | | | | | | | \$ 1,396.76 | | | | \$ 2,339.14 |
| Harbordale Elementary | A. | 1 | 3 | 5 | \$ 212.92 | \$ 48.97 | \$ 261.89 | | \$ 356.58 | \$ 82.01 | \$ 438.59 | |
| | B. | 1 | 2** | 5 | \$ 238.47 | \$ 54.85 | \$ 293.32 | | \$ 264.13 | \$ 60.75 | \$ 324.88 | |
| | | | | | | | | \$ 555.21 | | | | \$ 763.47 |
| KC Wright Admin. | A. | 1 | 6 | 5 | \$ 425.84 | \$ 97.94 | \$ 523.78 | | \$ 713.15 | \$ 164.02 | \$ 877.17 | |
| | | | | | | | | \$ 523.78 | | | | \$ 877.17 |
| Lauderdale Manors Elem. | A. | 1 | 6 | 3 | \$ 255.50 | \$ 58.77 | \$ 314.27 | | \$ 427.89 | \$ 98.41 | \$ 526.30 | |
| | | | | | | | | \$ 314.27 | | | | \$ 526.30 |
| Meadowbrook Elementary | A. | 1 | 6 | 5 | \$ 425.84 | \$ 97.94 | \$ 523.78 | | \$ 713.15 | \$ 164.02 | \$ 877.17 | |
| | B. | 1 | 2** | 5 | \$ 238.47 | \$ 54.85 | \$ 293.32 | | \$ 264.13 | \$ 60.75 | \$ 324.88 | |
| | | | | | | | | \$ 817.10 | | | | \$ 1,202.05 |
| New River Middle | A. | 1 | 2 | 3 | \$ 85.17 | \$ 19.59 | \$ 104.76 | | \$ 142.63 | \$ 32.80 | \$ 175.43 | |
| | B. | 1 | 8 | 5 | \$ 567.79 | \$ 130.59 | \$ 698.38 | | \$ 950.87 | \$ 218.70 | \$ 1,169.57 | |
| | C. | 1 | 2** | 5 | \$ 238.47 | \$ 54.85 | \$ 293.32 | | \$ 264.13 | \$ 60.75 | \$ 324.88 | |
| | | | | | | | | \$ 1,096.46 | | | | \$ 1,669.88 |
| North Area Maintenance | A. | 1 | 4 | 2 | \$ 113.56 | \$ 26.12 | \$ 139.68 | | \$ 190.17 | \$ 43.74 | \$ 233.91 | |
| | | | | | | | | \$ 139.68 | | | | \$ 233.91 |
| North Fork Elementary | A. | 1 | 2** | 5 | \$ 238.47 | \$ 54.85 | \$ 293.32 | | \$ 264.13 | \$ 60.75 | \$ 324.88 | |
| | B. | 1 | 4 | 5 | \$ 283.89 | \$ 65.30 | \$ 349.19 | | \$ 475.43 | \$ 109.35 | \$ 584.78 | |
| | | | | | | | | \$ 642.51 | | | | \$ 909.66 |


- * Compacted Waste
- ** Sornat Waste
- *** Combination of compacted and non-compacted waste

Bid No.: 15-087T

Bid Title: Refuse Services Re-Bid

Bid Opened: 12/30/2014

Buyer/Purchasing Agent: Kay Lloyd, C.P.M.

|  THE SCHOOL BOARD OF BROWARD COUNTY, FLORIDA BID TABULATION SHEET | | | | | Great Waste & Recycling | | | | A.J. Panzarella, LLC | | | | Progressive Waste | | | |
|--|------|-------------------|----------------|-------------------|-------------------------|-----------------------|--------------------|----------------|----------------------|-----------------------|--------------------|----------------|-------------------|-----------------------|--------------------|----------------|
| Location Group 1 | Item | No. of Containers | Size (Cu. Yd.) | Pick-ups Per Week | Monthly Cost | Monthly Franchise Fee | Total Monthly Cost | Bid Item Total | Monthly Cost | Monthly Franchise Fee | Total Monthly Cost | Bid Item Total | Monthly Cost | Monthly Franchise Fee | Total Monthly Cost | Bid Item Total |
| North Side Elementary | A. | 1 | 6 | 5 | \$ 617.02 | \$ 141.91 | \$ 758.93 | | \$ 544.28 | \$ 125.18 | \$ 669.46 | | \$ 423.47 | \$ 97.40 | \$ 520.87 | |
| | B. | 1 | 2** | 5 | \$ 205.67 | \$ 47.30 | \$ 252.97 | | \$ 379.31 | \$ 87.24 | \$ 466.55 | | \$ 141.16 | \$ 32.47 | \$ 173.63 | |
| | | | | | | | | \$ 1,011.90 | | | | \$ 1,136.01 | | | | \$ 694.50 |
| Old Dillard Museum | A. | 1 | 6 | 5 | \$ 617.02 | \$ 141.91 | \$ 758.93 | | \$ 544.28 | \$ 125.18 | \$ 669.46 | | \$ 423.47 | \$ 97.40 | \$ 520.87 | |
| | | | | | | | | \$ 758.93 | | | | \$ 669.46 | | | | \$ 520.87 |
| Pine Ridge Ed. Center | A. | 1 | 6 | 3 | \$ 370.50 | \$ 85.14 | \$ 455.64 | | \$ 326.57 | \$ 75.11 | \$ 401.68 | | \$ 254.08 | \$ 58.44 | \$ 312.52 | |
| | | | | | | | | \$ 455.64 | | | | \$ 401.68 | | | | \$ 312.52 |
| Riverland Elementary | A. | 1 | 2** | 5 | \$ 205.67 | \$ 47.30 | \$ 252.97 | | \$ 379.31 | \$ 87.24 | \$ 466.55 | | \$ 141.16 | \$ 32.47 | \$ 173.63 | |
| | B. | 1 | 4 | 5 | \$ 411.35 | \$ 94.60 | \$ 505.95 | | \$ 362.85 | \$ 83.46 | \$ 446.31 | | \$ 282.32 | \$ 64.93 | \$ 347.25 | |
| | | | | | | | | \$ 758.92 | | | | \$ 912.86 | | | | \$ 520.88 |
| Rock Island Elementary | A. | 1 | 2** | 5 | \$ 205.67 | \$ 47.30 | \$ 252.97 | | \$ 379.31 | \$ 87.24 | \$ 466.55 | | \$ 141.16 | \$ 32.47 | \$ 173.63 | |
| | B. | 1 | 4 | 5 | \$ 411.35 | \$ 94.60 | \$ 505.95 | | \$ 362.85 | \$ 83.46 | \$ 446.31 | | \$ 282.32 | \$ 64.93 | \$ 347.25 | |
| | | | | | | | | \$ 758.92 | | | | \$ 912.86 | | | | \$ 520.88 |
| Seagull Center | A. | 1 | 6 | 3 | \$ 370.21 | \$ 85.14 | \$ 455.35 | | \$ 326.57 | \$ 75.11 | \$ 401.68 | | \$ 254.08 | \$ 58.44 | \$ 312.52 | |
| | | | | | | | | \$ 455.35 | | | | \$ 401.68 | | | | \$ 312.52 |
| Stephen Foster Elem. | A. | 1 | 6*** | 5 | \$ 617.02 | \$ 141.91 | \$ 758.93 | | \$ 544.28 | \$ 125.18 | \$ 669.46 | | \$ 423.47 | \$ 97.40 | \$ 520.87 | |
| | | | | | | | | \$ 758.93 | | | | \$ 669.46 | | | | \$ 520.87 |
| Stranahan High School | A. | 1 | 2** | 5 | \$ 205.67 | \$ 47.30 | \$ 252.97 | | \$ 379.31 | \$ 87.24 | \$ 466.55 | | \$ 141.16 | \$ 32.47 | \$ 173.63 | |
| | B. | 1 | 6 | 5 | \$ 617.02 | \$ 141.91 | \$ 758.93 | | \$ 544.28 | \$ 125.18 | \$ 669.46 | | \$ 423.47 | \$ 97.40 | \$ 520.87 | |
| | C. | 1 | 6 | 5 | \$ 617.02 | \$ 141.91 | \$ 758.93 | | \$ 544.28 | \$ 125.18 | \$ 669.46 | | \$ 423.47 | \$ 97.40 | \$ 520.87 | |
| | D. | 1 | 3 | 5 | \$ 308.51 | \$ 70.95 | \$ 379.46 | | \$ 272.14 | \$ 62.59 | \$ 334.73 | | \$ 211.74 | \$ 48.70 | \$ 260.44 | |
| | | | | | | | | \$ 2,150.29 | | | | \$ 2,140.20 | | | | \$ 1,475.81 |
| Sunland Park Elementary | A. | 1 | 2** | 5 | \$ 205.67 | \$ 47.30 | \$ 252.97 | | \$ 379.31 | \$ 87.24 | \$ 466.55 | | \$ 141.16 | \$ 32.47 | \$ 173.63 | |
| | B. | 1 | 3 | 5 | \$ 308.51 | \$ 70.95 | \$ 379.46 | | \$ 272.14 | \$ 62.59 | \$ 334.73 | | \$ 211.74 | \$ 48.70 | \$ 260.44 | |
| | | | | | | | | \$ 632.43 | | | | \$ 801.28 | | | | \$ 434.07 |

* Compacted Waste
 ** Somat Waste
 *** Combination of compacted and non-compacted waste

Bid No.: 15-087T

Buyer/Purchasing Agent: Kay Lloyd, C.P.M.

Bid Title: Refuse Services Re-Bid

Bid Opened: 12/30/2014

| Location Group 1 | THE SCHOOL BOARD OF BROWARD COUNTY, FLORIDA BID TABULATION SHEET | | | | Republic Services of Florida, Limited Partnership | | | | Southern Waste | | | | Sunshine Recycling | | | |
|----------------------------|--|----------------------|-------------------|----------------------|---|-----------------------------|-----------------------|----------------|----------------|-----------------------------|-----------------------|----------------|--------------------|-----------------------------|-----------------------|----------------|
| | Item | No. of Containers | Size (Cu. Yd.) | Pick-ups Per Week | Monthly Cost | Monthly Franchise Fee | Total Monthly Cost | Bid Item Total | Monthly Cost | Monthly Franchise Fee | Total Monthly Cost | Bid Item Total | Monthly Cost | Monthly Franchise Fee | Total Monthly Cost | Bid Item Total |
| North Side Elementary | A. | 1 | 6 | 5 | \$ 467.64 | \$ 107.56 | \$ 575.20 | | \$ 574.15 | \$ 132.05 | \$ 706.20 | | \$ 1,040.74 | \$ 239.37 | \$ 1,280.11 | |
| | B. | 1 | 2** | 5 | \$ 155.88 | \$ 35.85 | \$ 191.73 | | \$ 191.38 | \$ 44.01 | \$ 235.39 | | \$ 684.24 | \$ 157.37 | \$ 841.61 | |
| | | | | | | | \$ 766.93 | | | | \$ 941.59 | | | | \$ 2,121.72 | |
| Old Dillard Museum | A. | 1 | 6 | 5 | \$ 467.64 | \$ 107.56 | \$ 575.20 | | \$ 574.15 | \$ 132.05 | \$ 706.20 | | \$ 1,040.74 | \$ 239.37 | \$ 1,280.11 | |
| Pine Ridge Ed. Center | A. | 1 | 6 | 3 | \$ 280.58 | \$ 64.53 | \$ 345.11 | | \$ 344.49 | \$ 79.23 | \$ 423.72 | | \$ 632.64 | \$ 145.51 | \$ 778.15 | |
| | | | | | | | \$ 345.11 | | | | \$ 423.72 | | \$ 684.24 | \$ 157.37 | \$ 841.61 | |
| | | | | | | | \$ 575.19 | | | | \$ 706.21 | | \$ 762.00 | \$ 175.26 | \$ 937.26 | \$ 1,778.87 |
| Riverland Elementary | A. | 1 | 2** | 5 | \$ 155.88 | \$ 35.85 | \$ 191.73 | | \$ 191.38 | \$ 44.01 | \$ 235.39 | | \$ 684.24 | \$ 157.37 | \$ 841.61 | |
| | B. | 1 | 4 | 5 | \$ 311.76 | \$ 71.70 | \$ 383.46 | | \$ 382.79 | \$ 88.03 | \$ 470.82 | | \$ 762.00 | \$ 175.26 | \$ 937.26 | |
| | | | | | | | \$ 575.19 | | | | \$ 706.21 | | \$ 684.24 | \$ 157.37 | \$ 841.61 | |
| Rock Island Elementary | A. | 1 | 2** | 5 | \$ 155.88 | \$ 35.85 | \$ 191.73 | | \$ 191.38 | \$ 44.01 | \$ 235.39 | | \$ 684.24 | \$ 157.37 | \$ 841.61 | |
| | B. | 1 | 4 | 5 | \$ 311.76 | \$ 71.70 | \$ 383.46 | | \$ 382.79 | \$ 88.03 | \$ 470.82 | | \$ 762.00 | \$ 175.26 | \$ 937.26 | |
| | | | | | | | \$ 575.19 | | | | \$ 706.21 | | \$ 684.24 | \$ 157.37 | \$ 841.61 | |
| Seagull Center | A. | 1 | 6 | 3 | \$ 280.58 | \$ 64.53 | \$ 345.11 | | \$ 574.15 | \$ 132.05 | \$ 706.20 | | \$ 632.64 | \$ 145.51 | \$ 778.15 | |
| | | | | | | | \$ 345.11 | | | | \$ 706.20 | | \$ 1,660.65 | \$ 381.95 | \$ 2,042.60 | |
| Stephen Foster Elem. | A. | 1 | 6*** | 5 | \$ 467.64 | \$ 107.56 | \$ 575.20 | | \$ 574.15 | \$ 132.05 | \$ 706.20 | | \$ 1,660.65 | \$ 381.95 | \$ 2,042.60 | |
| | | | | | | | \$ 575.20 | | | | \$ 706.20 | | | | \$ 2,042.60 | |
| Stranahan High School | A. | 1 | 2** | 5 | \$ 155.88 | \$ 35.85 | \$ 191.73 | | \$ 191.38 | \$ 44.01 | \$ 235.39 | | \$ 684.24 | \$ 157.37 | \$ 841.61 | |
| | B. | 1 | 6 | 5 | \$ 467.64 | \$ 107.56 | \$ 575.20 | | \$ 574.15 | \$ 132.05 | \$ 706.20 | | \$ 1,040.74 | \$ 239.37 | \$ 1,280.11 | |
| | C. | 1 | 6 | 5 | \$ 467.64 | \$ 107.56 | \$ 575.20 | | \$ 574.15 | \$ 132.05 | \$ 706.20 | | \$ 1,040.74 | \$ 239.37 | \$ 1,280.11 | |
| | D. | 1 | 3 | 5 | \$ 233.82 | \$ 53.78 | \$ 287.60 | | \$ 287.07 | \$ 66.02 | \$ 353.09 | | \$ 622.62 | \$ 143.20 | \$ 765.82 | |
| | | | | | | | \$ 1,629.73 | | | | \$ 2,000.88 | | | | \$ 4,167.65 | |
| Sunland Park Elementary | A. | 1 | 2** | 5 | \$ 155.88 | \$ 35.85 | \$ 191.73 | | \$ 191.38 | \$ 44.01 | \$ 235.39 | | \$ 684.24 | \$ 157.37 | \$ 841.61 | |
| | B. | 1 | 3 | 5 | \$ 233.82 | \$ 53.78 | \$ 287.60 | | \$ 287.07 | \$ 66.02 | \$ 353.09 | | \$ 622.62 | \$ 143.20 | \$ 765.82 | |
| | | | | | | | \$ 479.33 | | | | \$ 588.48 | | | | \$ 1,607.43 | |

* Compacted Waste
 ** Somat Waste
 *** Combination of compacted and non-compacted waste

Bid No.: 15-087T

Buyer/Purchasing Agent: Kay Lloyd, C.P.M.

Bid Title: Refuse Services Re-Bid

Bid Opened: 12/30/2014

| Location Group 1 | THE SCHOOL BOARD OF BROWARD COUNTY, FLORIDA BID TABULATION SHEET | | | | Waste Management, Inc. | | | | Waste Pro of Florida | | | |
|-------------------------|---|-------------------|----------------|-------------------|------------------------|-----------------------|--------------------|----------------|----------------------|-----------------------|--------------------|----------------|
| | Item | No. of Containers | Size (Cu. Yd.) | Pick-ups Per Week | Monthly Cost | Monthly Franchise Fee | Total Monthly Cost | Bid Item Total | Monthly Cost | Monthly Franchise Fee | Total Monthly Cost | Bid Item Total |
| North Side Elementary | A. | 1 | 6 | 5 | \$ 425.84 | \$ 97.94 | \$ 523.78 | | \$ 713.15 | \$ 164.02 | \$ 877.17 | |
| | B. | 1 | 2** | 5 | \$ 238.47 | \$ 54.85 | \$ 293.32 | | \$ 264.13 | \$ 60.75 | \$ 324.88 | |
| | | | | | | | | \$ 817.10 | | | | \$ 1,202.05 |
| Old Dillard Museum | A. | 1 | 6 | 5 | \$ 425.84 | \$ 97.94 | \$ 523.78 | | \$ 713.15 | \$ 164.02 | \$ 877.17 | |
| | | | | | | | | \$ 523.78 | | | | \$ 877.17 |
| Pine Ridge Ed. Center | A. | 1 | 6 | 3 | \$ 255.50 | \$ 58.77 | \$ 314.27 | | \$ 427.89 | \$ 98.41 | \$ 526.30 | |
| | | | | | | | | \$ 314.27 | | | | \$ 526.30 |
| Riverland Elementary | A. | 1 | 2** | 5 | \$ 238.47 | \$ 54.85 | \$ 293.32 | | \$ 264.13 | \$ 60.75 | \$ 324.88 | |
| | B. | 1 | 4 | 5 | \$ 283.89 | \$ 65.30 | \$ 349.19 | | \$ 475.43 | \$ 109.35 | \$ 584.78 | |
| | | | | | | | | \$ 642.51 | | | | \$ 909.66 |
| Rock Island Elementary | A. | 1 | 2** | 5 | \$ 238.47 | \$ 54.85 | \$ 293.32 | | \$ 264.13 | \$ 60.75 | \$ 324.88 | |
| | B. | 1 | 4 | 5 | \$ 283.89 | \$ 65.30 | \$ 349.19 | | \$ 475.43 | \$ 109.35 | \$ 584.78 | |
| | | | | | | | | \$ 642.51 | | | | \$ 909.66 |
| Seagull Center | A. | 1 | 6 | 3 | \$ 255.50 | \$ 58.77 | \$ 314.27 | | \$ 427.89 | \$ 98.41 | \$ 526.30 | |
| | | | | | | | | \$ 314.27 | | | | \$ 526.30 |
| Stephen Foster Elem. | A. | 1 | 6*** | 5 | \$ 570.63 | \$ 131.24 | \$ 701.87 | | \$ 792.39 | \$ 182.25 | \$ 974.64 | |
| | | | | | | | | \$ 701.87 | | | | \$ 974.64 |
| Stranahan High School | A. | 1 | 2** | 5 | \$ 238.47 | \$ 54.85 | \$ 293.32 | | \$ 264.13 | \$ 60.75 | \$ 324.88 | |
| | B. | 1 | 6 | 5 | \$ 425.84 | \$ 97.94 | \$ 523.78 | | \$ 713.15 | \$ 164.02 | \$ 877.17 | |
| | C. | 1 | 6 | 5 | \$ 425.84 | \$ 97.94 | \$ 523.78 | | \$ 713.15 | \$ 164.02 | \$ 877.17 | |
| | D. | 1 | 3 | 5 | \$ 212.92 | \$ 48.97 | \$ 261.89 | | \$ 356.58 | \$ 82.01 | \$ 438.59 | |
| | | | | | | | | \$ 1,602.77 | | | | \$ 2,517.81 |
| Sunland Park Elementary | A. | 1 | 2** | 5 | \$ 238.47 | \$ 54.85 | \$ 293.32 | | \$ 264.13 | \$ 60.75 | \$ 324.88 | |
| | B. | 1 | 3 | 5 | \$ 212.92 | \$ 48.97 | \$ 261.89 | | \$ 356.58 | \$ 82.01 | \$ 438.59 | |
| | | | | | | | | \$ 555.21 | | | | \$ 763.47 |

* Compacted Waste
 ** Somat Waste
 *** Combination of compacted and non-compacted waste

Bid No.: 15-087T

Buyer/Purchasing Agent: Kay Lloyd, C.P.M.

Bid Title: Refuse Services Re-Bid

Bid Opened: 12/30/2014

| Location Group | THE SCHOOL BOARD OF BROWARD COUNTY, FLORIDA BID TABULATION SHEET | | | | Great Waste & Recycling | | | | A.J. Panzarella, LLC | | | | Progressive Waste | | | |
|-------------------------|---|-------------------|----------------|-------------------|-------------------------|-----------------------|--------------------|----------------|----------------------|-----------------------|--------------------|----------------|-------------------|-----------------------|--------------------|----------------|
| | Item | No. of Containers | Size (Cu. Yd.) | Pick-ups Per Week | Monthly Cost | Monthly Franchise Fee | Total Monthly Cost | Bid Item Total | Monthly Cost | Monthly Franchise Fee | Total Monthly Cost | Bid Item Total | Monthly Cost | Monthly Franchise Fee | Total Monthly Cost | Bid Item Total |
| Sunrise Middle | A. | 1 | 2** | 5 | \$ 205.67 | \$ 47.30 | \$ 252.97 | | \$ 379.31 | \$ 87.24 | \$ 466.55 | | \$ 141.16 | \$ 32.47 | \$ 173.63 | |
| | B. | 1 | 6 | 5 | \$ 617.02 | \$ 141.91 | \$ 758.93 | | \$ 544.28 | \$ 125.18 | \$ 669.46 | | \$ 423.47 | \$ 97.40 | \$ 520.87 | |
| | | | | | | | \$ 1,011.90 | | | | \$ 1,136.01 | | | | \$ 694.50 | |
| Sunset School | A. | 1 | 6 | 2 | \$ 246.81 | \$ 56.76 | \$ 303.57 | | \$ 217.71 | \$ 50.07 | \$ 267.78 | | \$ 169.39 | \$ 38.96 | \$ 208.35 | |
| | | | | | | | \$ 303.57 | | | | \$ 267.78 | | | | \$ 208.35 | |
| Thurgood Marshal | A. | 1 | 2** | 5 | \$ 205.67 | \$ 47.30 | \$ 252.97 | | \$ 379.31 | \$ 87.24 | \$ 466.55 | | \$ 141.16 | \$ 32.47 | \$ 173.63 | |
| | B. | 1 | 4 | 5 | \$ 411.35 | \$ 94.60 | \$ 505.95 | | \$ 362.85 | \$ 83.46 | \$ 446.31 | | \$ 282.32 | \$ 64.93 | \$ 347.25 | |
| | | | | | | | \$ 758.92 | | | | \$ 912.86 | | | | \$ 520.88 | |
| Walker Elementary | A. | 1 | 2** | 5 | \$ 205.67 | \$ 47.30 | \$ 252.97 | | \$ 379.31 | \$ 87.24 | \$ 466.55 | | \$ 141.16 | \$ 32.47 | \$ 173.63 | |
| | B. | 1 | 4 | 5 | \$ 411.35 | \$ 94.60 | \$ 505.95 | | \$ 362.85 | \$ 83.46 | \$ 446.31 | | \$ 282.32 | \$ 64.93 | \$ 347.25 | |
| | | | | | | | \$ 758.92 | | | | \$ 912.86 | | | | \$ 520.88 | |
| Westwood Heights Elem. | A. | 1 | 4 | 5 | \$ 411.35 | \$ 94.60 | \$ 505.95 | | \$ 362.85 | \$ 83.46 | \$ 446.31 | | \$ 282.32 | \$ 64.93 | \$ 347.25 | |
| | B. | 1 | 2** | 5 | \$ 205.67 | \$ 47.30 | \$ 252.97 | | \$ 379.31 | \$ 87.24 | \$ 466.55 | | \$ 141.16 | \$ 32.47 | \$ 173.63 | |
| | | | | | | | \$ 758.92 | | | | \$ 912.86 | | | | \$ 520.88 | |
| Whiddon-Rogers Adult | A. | 1 | 6 | 5 | \$ 617.02 | \$ 141.91 | \$ 758.93 | | \$ 544.28 | \$ 125.18 | \$ 669.46 | | \$ 423.47 | \$ 97.40 | \$ 520.87 | |
| | B. | 1 | 2 | 5 | \$ 205.67 | \$ 47.30 | \$ 252.97 | | \$ 181.43 | \$ 41.73 | \$ 223.16 | | \$ 141.16 | \$ 32.47 | \$ 173.63 | |
| | | | | | | | \$ 1,011.90 | | | | \$ 892.62 | | | | \$ 694.50 | |
| Virginia S. Young Elem. | A. | 1 | 2** | 5 | \$ 205.67 | \$ 30.85 | \$ 236.52 | | \$ 379.31 | \$ 56.90 | \$ 436.21 | | \$ 141.16 | \$ 21.17 | \$ 162.33 | |
| | B. | 1 | 6 | 5 | \$ 617.02 | \$ 92.55 | \$ 709.57 | | \$ 544.28 | \$ 81.64 | \$ 625.92 | | \$ 423.47 | \$ 63.52 | \$ 486.99 | |
| | | | | | | | \$ 946.09 | | | | \$ 1,062.13 | | | | \$ 649.32 | |
| Collins Elem. | A. | 1 | 6*** | 5 | \$ 617.02 | \$ 92.55 | \$ 709.57 | | \$ 544.28 | \$ 81.64 | \$ 625.92 | | \$ 423.47 | \$ 63.52 | \$ 486.99 | |
| | | | | | | | \$ 709.57 | | | | \$ 625.92 | | | | \$ 486.99 | |
| Dania Elem | A. | 1 | 2** | 5 | \$ 205.67 | \$ 30.85 | \$ 236.52 | | \$ 379.31 | \$ 56.90 | \$ 436.21 | | \$ 141.16 | \$ 21.17 | \$ 162.33 | |
| | B. | 1 | 4 | 5 | \$ 411.35 | \$ 61.70 | \$ 473.05 | | \$ 362.85 | \$ 54.43 | \$ 417.28 | | \$ 282.32 | \$ 42.35 | \$ 324.67 | |
| | | | | | | | \$ 709.57 | | | | \$ 853.49 | | | | \$ 487.00 | |

* Compacted Waste
 ** Somat Waste
 *** Combination of compacted and non-compacted waste

Bid No.: 15-087T

Bid Title: Refuse Services Re-Bid

Bid Opened: 12/30/2014

Buyer/Purchasing Agent: Kay Lloyd, C.P.M.

| Location Group 1 | THE SCHOOL BOARD OF BROWARD COUNTY, FLORIDA BID TABULATION SHEET | | | | Republic Services of Florida, Limited Partnership | | | | Southern Waste | | | | Sunshine Recycling | | | |
|-------------------------|---|-------------------|----------------|-------------------|---|-----------------------|--------------------|----------------|----------------|-----------------------|--------------------|----------------|--------------------|-----------------------|--------------------|----------------|
| | Item | No. of Containers | Size (Cu. Yd.) | Pick-ups Per Week | Monthly Cost | Monthly Franchise Fee | Total Monthly Cost | Bid Item Total | Monthly Cost | Monthly Franchise Fee | Total Monthly Cost | Bid Item Total | Monthly Cost | Monthly Franchise Fee | Total Monthly Cost | Bid Item Total |
| Sunrise Middle | A. | 1 | 2** | 5 | \$ 155.88 | \$ 35.85 | \$ 191.73 | | \$ 191.38 | \$ 44.01 | \$ 235.39 | | \$ 684.24 | \$ 157.37 | \$ 841.61 | |
| | B. | 1 | 6 | 5 | \$ 467.64 | \$ 107.56 | \$ 575.20 | | \$ 574.15 | \$ 132.05 | \$ 706.20 | | \$ 1,040.74 | \$ 239.37 | \$ 1,280.11 | |
| | | | | | | | \$ 766.93 | | | | | \$ 941.59 | | | | \$ 2,121.72 |
| Sunset School | A. | 1 | 6 | 2 | \$ 187.06 | \$ 43.02 | \$ 230.08 | | \$ 229.66 | \$ 52.82 | \$ 282.48 | | \$ 428.59 | \$ 98.57 | \$ 527.16 | |
| | | | | | | | \$ 230.08 | | | | | \$ 282.48 | | | | \$ 527.16 |
| Thurgood Marshal | A. | 1 | 2** | 5 | \$ 155.88 | \$ 35.85 | \$ 191.73 | | \$ 191.38 | \$ 44.01 | \$ 235.39 | | \$ 684.24 | \$ 157.37 | \$ 841.61 | |
| | B. | 1 | 4 | 5 | \$ 311.76 | \$ 71.70 | \$ 383.46 | | \$ 382.77 | \$ 88.03 | \$ 470.80 | | \$ 762.00 | \$ 175.26 | \$ 937.26 | |
| | | | | | | | \$ 575.19 | | | | | \$ 706.19 | | | | \$ 1,778.87 |
| Walker Elementary | A. | 1 | 2** | 5 | \$ 155.88 | \$ 35.85 | \$ 191.73 | | \$ 191.38 | \$ 44.01 | \$ 235.39 | | \$ 684.24 | \$ 157.37 | \$ 841.61 | |
| | B. | 1 | 4 | 5 | \$ 311.76 | \$ 71.70 | \$ 383.46 | | \$ 382.77 | \$ 88.03 | \$ 470.80 | | \$ 762.00 | \$ 175.26 | \$ 937.26 | |
| | | | | | | | \$ 575.19 | | | | | \$ 706.19 | | | | \$ 1,778.87 |
| Westwood Heights Elem. | A. | 1 | 4 | 5 | \$ 311.76 | \$ 71.70 | \$ 383.46 | | \$ 382.77 | \$ 88.03 | \$ 470.80 | | \$ 762.00 | \$ 175.26 | \$ 937.26 | |
| | B. | 1 | 2** | 5 | \$ 155.88 | \$ 35.85 | \$ 191.73 | | \$ 191.38 | \$ 44.01 | \$ 235.39 | | \$ 684.24 | \$ 157.37 | \$ 841.61 | |
| | | | | | | | \$ 575.19 | | | | | \$ 706.19 | | | | \$ 1,778.87 |
| Whiddon-Rogers Adult | A. | 1 | 6 | 5 | \$ 467.64 | \$ 107.56 | \$ 575.20 | | \$ 574.15 | \$ 132.05 | \$ 706.20 | | \$ 1,040.74 | \$ 239.37 | \$ 1,280.11 | |
| | B. | 1 | 2 | 5 | \$ 155.88 | \$ 35.85 | \$ 191.73 | | \$ 574.15 | \$ 132.05 | \$ 706.20 | | \$ 483.25 | \$ 111.15 | \$ 594.40 | |
| | | | | | | | \$ 766.93 | | | | | \$ 1,412.40 | | | | \$ 1,874.51 |
| Virginia S. Young Elem. | A. | 1 | 2** | 5 | \$ 155.88 | \$ 23.38 | \$ 179.26 | | \$ 191.38 | \$ 28.07 | \$ 219.45 | | \$ 918.06 | \$ 137.71 | \$ 1,055.77 | |
| | B. | 1 | 6 | 5 | \$ 467.64 | \$ 70.15 | \$ 537.79 | | \$ 574.15 | \$ 86.12 | \$ 660.27 | | \$ 1,479.15 | \$ 221.87 | \$ 1,701.02 | |
| | | | | | | | \$ 717.05 | | | | | \$ 879.72 | | | | \$ 2,756.79 |
| Collins Elem. | A. | 1 | 6*** | 5 | \$ 467.64 | \$ 70.15 | \$ 537.79 | | \$ 574.15 | \$ 86.12 | \$ 660.27 | | \$ 2,449.79 | \$ 367.47 | \$ 2,817.26 | |
| | | | | | | | \$ 537.79 | | | | | \$ 660.27 | | | | \$ 2,817.26 |
| Dania Elem | A. | 1 | 2** | 5 | \$ 155.88 | \$ 23.38 | \$ 179.26 | | \$ 191.38 | \$ 28.07 | \$ 219.45 | | \$ 918.06 | \$ 137.71 | \$ 1,055.77 | |
| | B. | 1 | 4 | 5 | \$ 311.76 | \$ 46.76 | \$ 358.52 | | \$ 382.77 | \$ 57.41 | \$ 440.18 | | \$ 1,054.27 | \$ 158.14 | \$ 1,212.41 | |
| | | | | | | | \$ 537.78 | | | | | \$ 659.63 | | | | \$ 2,268.18 |

- * Compacted Waste
- ** Somat Waste
- *** Combination of compacted and non-compacted waste

Bid No.: 15-087T

Buyer/Purchasing Agent: Kay Lloyd, C.P.M.

Bid Title: Refuse Services Re-Bid

Bid Opened: 12/30/2014

| Location Group 1 | THE SCHOOL BOARD OF BROWARD COUNTY, FLORIDA BID TABULATION SHEET | | | | Waste Management, Inc. | | | | Waste Pro of Florida | | | |
|-------------------------|---|-------------------|----------------|-------------------|------------------------|-----------------------|--------------------|----------------|----------------------|-----------------------|--------------------|----------------|
| | Item | No. of Containers | Size (Cu. Yd.) | Pick-ups Per Week | Monthly Cost | Monthly Franchise Fee | Total Monthly Cost | Bid Item Total | Monthly Cost | Monthly Franchise Fee | Total Monthly Cost | Bid Item Total |
| Sunrise Middle | A. | 1 | 2** | 5 | \$ 238.47 | \$ 54.85 | \$ 293.32 | | \$ 264.13 | \$ 60.75 | \$ 324.88 | |
| | B. | 1 | 6 | 5 | \$ 425.84 | \$ 97.94 | \$ 523.78 | | \$ 713.15 | \$ 164.02 | \$ 877.17 | |
| | | | | | | | | \$ 817.10 | | | | \$ 1,202.05 |
| Sunset School | A. | 1 | 6 | 2 | \$ 170.34 | \$ 39.18 | \$ 209.52 | | \$ 285.26 | \$ 65.61 | \$ 350.87 | |
| | | | | | | | | \$ 209.52 | | | | \$ 350.87 |
| Thurgood Marshal | A. | 1 | 2** | 5 | \$ 238.47 | \$ 54.85 | \$ 293.32 | | \$ 264.13 | \$ 60.75 | \$ 324.88 | |
| | B. | 1 | 4 | 5 | \$ 283.89 | \$ 65.30 | \$ 349.19 | | \$ 475.43 | \$ 109.35 | \$ 584.78 | |
| | | | | | | | | \$ 642.51 | | | | \$ 909.66 |
| Walker Elementary | A. | 1 | 2** | 5 | \$ 238.47 | \$ 54.85 | \$ 293.32 | | \$ 264.13 | \$ 60.75 | \$ 324.88 | |
| | B. | 1 | 4 | 5 | \$ 283.89 | \$ 65.30 | \$ 349.19 | | \$ 475.43 | \$ 109.35 | \$ 584.78 | |
| | | | | | | | | \$ 642.51 | | | | \$ 909.66 |
| Westwood Heights Elem. | A. | 1 | 4 | 5 | \$ 283.89 | \$ 65.30 | \$ 349.19 | | \$ 475.43 | \$ 109.35 | \$ 584.78 | |
| | B. | 1 | 2** | 5 | \$ 238.47 | \$ 54.85 | \$ 293.32 | | \$ 264.13 | \$ 60.75 | \$ 324.88 | |
| | | | | | | | | \$ 642.51 | | | | \$ 909.66 |
| Whiddon-Rogers Adult | A. | 1 | 6 | 5 | \$ 425.84 | \$ 97.94 | \$ 523.78 | | \$ 713.15 | \$ 164.02 | \$ 877.17 | |
| | B. | 1 | 2 | 5 | \$ 141.95 | \$ 32.65 | \$ 174.60 | | \$ 237.72 | \$ 54.67 | \$ 292.39 | |
| | | | | | | | | \$ 698.38 | | | | \$ 1,169.56 |
| Virginia S. Young Elem. | A. | 1 | 2** | 5 | \$ 162.65 | \$ 24.40 | \$ 187.05 | | \$ 264.13 | \$ 60.75 | \$ 324.88 | |
| | B. | 1 | 6 | 5 | \$ 347.55 | \$ 52.13 | \$ 399.68 | | \$ 713.15 | \$ 164.02 | \$ 877.17 | |
| | | | | | | | | \$ 586.73 | | | | \$ 1,202.05 |
| Collins Elem. | A. | 1 | 6*** | 5 | \$ 417.75 | \$ 62.66 | \$ 480.41 | | \$ 792.39 | \$ 182.25 | \$ 974.64 | |
| | | | | | | | | \$ 480.41 | | | | \$ 974.64 |
| Dania Elem | A. | 1 | 2** | 5 | \$ 162.65 | \$ 24.40 | \$ 187.05 | | \$ 264.13 | \$ 60.75 | \$ 324.88 | |
| | B. | 1 | 4 | 5 | \$ 231.70 | \$ 34.76 | \$ 266.46 | | \$ 475.43 | \$ 109.35 | \$ 584.78 | |
| | | | | | | | | \$ 453.51 | | | | \$ 909.66 |


† Compacted Waste
 * Somat Waste
 ** Combination of compacted and non-compacted waste

Bid No.: 15-087T

Bid Title: Refuse Services Re-Bid

Bid Opened: 12/30/2014

Buyer/Purchasing Agent: Kay Lloyd, C.P.M.

|  THE SCHOOL BOARD OF BROWARD COUNTY, FLORIDA BID TABULATION SHEET | | | | | Great Waste & Recycling | | | | A.J. Panzarella, LLC | | | | Progressive Waste | | | |
|--|------|-------------------|----------------|-------------------|-------------------------|-----------------------|--------------------|----------------|----------------------|-----------------------|--------------------|----------------|-------------------|-----------------------|--------------------|----------------|
| Location Group 1 | Item | No. of Containers | Size (Cu. Yd.) | Pick-ups Per Week | Monthly Cost | Monthly Franchise Fee | Total Monthly Cost | Bid Item Total | Monthly Cost | Monthly Franchise Fee | Total Monthly Cost | Bid Item Total | Monthly Cost | Monthly Franchise Fee | Total Monthly Cost | Bid Item Total |
| Olsen Middle | A. | 1 | 2** | 5 | \$ 205.67 | \$ 30.85 | \$ 236.52 | | \$ 379.31 | \$ 56.90 | \$ 436.21 | | \$ 141.16 | \$ 21.17 | \$ 162.33 | |
| | B. | 1 | 8 | 5 | \$ 822.70 | \$ 123.40 | \$ 946.10 | | \$ 725.71 | \$ 108.86 | \$ 834.57 | | \$ 564.63 | \$ 84.69 | \$ 649.32 | |
| | | | | | | | | \$ 1,182.62 | | | | \$ 1,270.78 | | | | \$ 811.65 |
| Olsen Middle Annex | A. | 1 | 8 | 3 | \$ 494.00 | \$ 74.10 | \$ 568.10 | | \$ 435.42 | \$ 65.31 | \$ 500.73 | | \$ 338.78 | \$ 50.82 | \$ 389.60 | |
| | | | | | | | | \$ 568.10 | | | | \$ 500.73 | | | | \$ 389.60 |
| MONTHLY TOTAL, BID ITEMS 1-60 | | | | | | | | \$ 60,167.35 | | | | \$ 62,907.04 | | | | \$ 41,237.49 |
| BID DRAFT WAS APPROVED BY: Rob Jindracek, Manager, Environmental Conservation / Utility Management and Kay Lloyd, C.P.M., Purchasing Agent, Procurement and Warehousing Services | | | | | | | | | | | | | | | | |
| BIDS RECEIVED WERE EVALUATED BY: Rob Jindracek, Manager, Environmental Conservation / Utility Management and Kay Lloyd, C.P.M., Purchasing Agent, Procurement and Warehousing Services | | | | | | | | | | | | | | | | |
| RECOMMEND THE AWARD BE MADE TO THE ABOVE LOW BIDDER(S) MEETING SPECIFICATIONS, TERMS AND CONDITIONS. | | | | | | | | | | | | | | | | |


* Compacted Waste
 ** Somat Waste
 *** Combination of compacted and non-compacted waste

Bid No.: 15-087T

Bid Title: Refuse Services Re-Bid

Bid Opened: 12/30/2014

Buyer/Purchasing Agent: Kay Lloyd, C.P.M.

|  THE SCHOOL BOARD OF BROWARD COUNTY, FLORIDA BID TABULATION SHEET | | | | Republic Services of Florida, Limited Partnership | | | | Southern Waste | | | | Sunshine Recycling | | | | |
|--|------|-------------------|----------------|---|--------------|-----------------------|--------------------|----------------|--------------|-----------------------|--------------------|--------------------|--------------|-----------------------|--------------------|----------------|
| Location Group | Item | No. of Containers | Size (Cu. Yd.) | Pick-ups Per Week | Monthly Cost | Monthly Franchise Fee | Total Monthly Cost | Bid Item Total | Monthly Cost | Monthly Franchise Fee | Total Monthly Cost | Bid Item Total | Monthly Cost | Monthly Franchise Fee | Total Monthly Cost | Bid Item Total |
| Olsen Middle | A. | 1 | 2** | 5 | \$ 155.88 | \$ 23.38 | \$ 179.26 | | \$ 191.38 | \$ 28.07 | \$ 219.45 | | \$ 918.06 | \$ 137.71 | \$ 1,055.77 | |
| | B. | 1 | 8 | 5 | \$ 623.52 | \$ 93.53 | \$ 717.05 | | \$ 765.54 | \$ 114.83 | \$ 880.37 | | \$ 1,904.03 | \$ 285.60 | \$ 2,189.63 | |
| | | | | | | | | \$ 896.31 | | | | \$ 1,099.82 | | | | \$ 3,245.40 |
| Olsen Middle Annex | A. | 1 | 8 | 3 | \$ 374.11 | \$ 56.12 | \$ 430.23 | | \$ 459.32 | \$ 68.89 | \$ 528.21 | | \$ 1,150.61 | \$ 172.59 | \$ 1,323.20 | |
| | | | | | | | | \$ 430.23 | | | | \$ 528.21 | | | | \$ 1,323.20 |
| MONTHLY TOTAL, BID ITEMS 1-60 | | | | | | | | \$ 45,621.06 | | | | \$ 56,653.80 | | | | \$ 126,499.71 |
| BID DRAFT WAS APPROVED BY: Rob Jindracek, Manager, Environmental Conservation / Utility Management and Kay Lloyd, C.P.M., Purchasing Agent, Procurement and Warehousing Services | | | | | | | | | | | | | | | | |
| BIDS RECEIVED WERE EVALUATED BY: Rob Jindracek, Manager, Environmental Conservation / Utility Management and Kay Lloyd, C.P.M., Purchasing Agent, Procurement and Warehousing Services | | | | | | | | | | | | | | | | |
| RECOMMEND THE AWARD BE MADE TO THE ABOVE LOW BIDDER(S) MEETING SPECIFICATIONS, TERMS AND CONDITIONS. | | | | | | | | | | | | | | | | |


* Compacted Waste
 ** Somat Waste
 *** Combination of compacted and non-compacted waste

Bid No.: 15-087T

Bid Title: Refuse Services Re-Bid

Bid Opened: 12/30/2014

Buyer/Purchasing Agent: Kay Lloyd, C.P.M.

|  THE SCHOOL BOARD OF BROWARD COUNTY, FLORIDA BID TABULATION SHEET | | | | | Waste Management, Inc. | | | | Waste Pro of Florida | | | |
|--|------|-------------------|----------------|-------------------|------------------------|-----------------------|--------------------|----------------------|----------------------|-----------------------|--------------------|------------------------|
| Location Group 1 | Item | No. of Containers | Size (Cu. Yd.) | Pick-ups Per Week | Monthly Cost | Monthly Franchise Fee | Total Monthly Cost | Bid Item Total | Monthly Cost | Monthly Franchise Fee | Total Monthly Cost | Bid Item Total |
| Olsen Middle | A. | 1 | 2** | 5 | \$ 162.65 | \$ 24.40 | \$ 187.05 | | \$ 264.13 | \$ 60.75 | \$ 324.88 | |
| | B. | 1 | 8 | 5 | \$ 463.40 | \$ 69.51 | \$ 532.91 | | \$ 950.87 | \$ 218.70 | \$ 1,169.57 | |
| | | | | | | | | \$ 719.96 | | | | \$ 1,494.45 |
| Olsen Middle Annex | A. | 1 | 8 | 3 | \$ 278.04 | \$ 41.71 | \$ 319.75 | | \$ 570.52 | \$ 131.22 | \$ 701.74 | |
| | | | | | | | | | \$ 319.75 | | | |
| MONTHLY TOTAL, BID ITEMS 1-60 | | | | | | | | \$ 46,978.64 | | | | \$ 71,744.48 |
| BID DRAFT WAS APPROVED BY: Rob Jindracek, Manager, Environmental Conservation / Utility Management and Kay Lloyd, C.P.M., Purchasing Agent, Procurement and Warehousing Services | | | | | | | | | | | | |
| BIDS RECEIVED WERE EVALUATED BY: Rob Jindracek, Manager, Environmental Conservation / Utility Management and Kay Lloyd, C.P.M., Purchasing Agent, Procurement and Warehousing Services | | | | | | | | | | | | |
| RECOMMEND THE AWARD BE MADE TO THE ABOVE LOW BIDDER(S) MEETING SPECIFICATIONS, TERMS AND CONDITIONS. | | | | | | | | | | | | |

* Compacted Waste
 ** Somat Waste
 *** Combination of compacted and non-compacted waste